

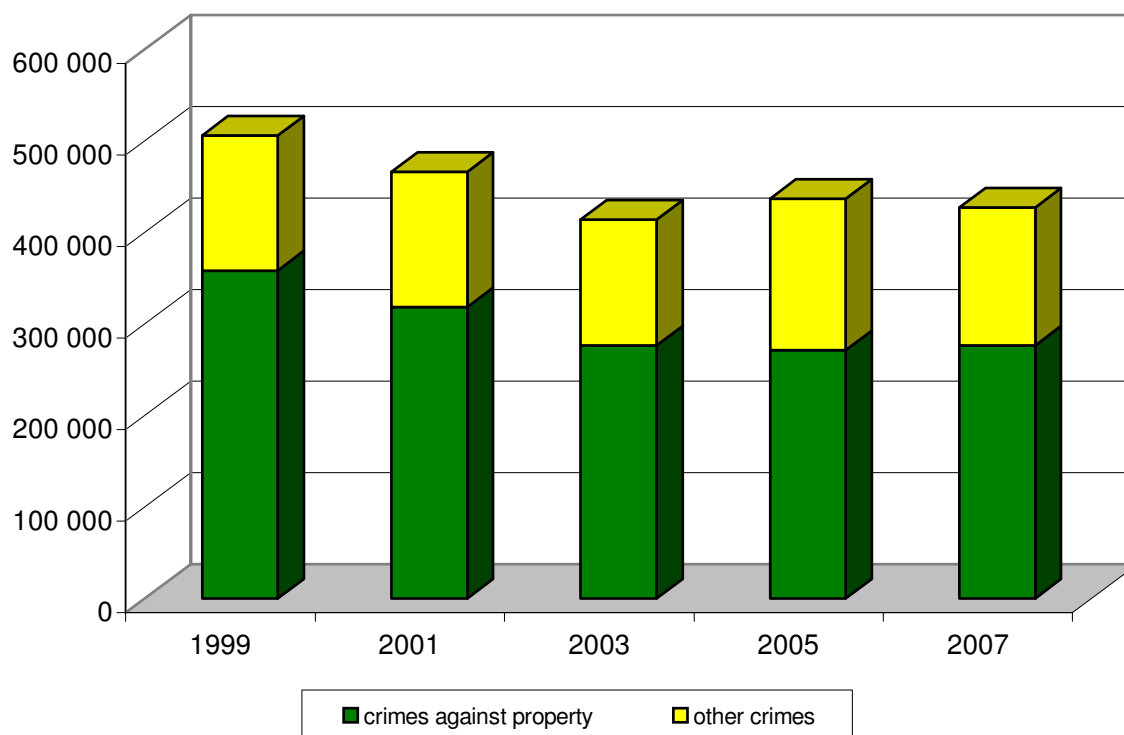
# ***CRIMINALITY AND CRIMINAL JUSTICE***



***PUBLISHED BY THE OFFICE OF THE  
PROSECUTOR GENERAL OF THE  
REPUBLIC OF HUNGARY  
2008***

Crimes	1999	2001	2003	2005	2007
<b>Total recorded crimes</b>	505 716	465 694	413 343	436 522	426 914
Crimes against property, total <sup>1/</sup>	358 036	317 900	275 891	270 740	276 193
<u>of which:</u>					
those not exceeding the value limit for petty offences <sup>2/</sup>					
burglary	60 033	50 400	45 961	31 031	54 806
theft of a motor vehicle <sup>3/</sup>	81 184	68 499	47 269	42 588	40 846
theft from a motor vehicle	29 586	23 367	18 525	16 178	15 017
fraud	37 519	30 325	24 075	25 131	20 982
Forgeries <sup>4/</sup>	52 269	35 678	33 151	22 431	41 250
	56 121	58 501	55 141	62 277	58 815
<b>Crimes involving direct attack against the person, total</b>	18 818	20 338	19 752	20 089	18 717
<u>of which:</u>					
homicide, including attempt	419	408	378	313	296
intentional bodily harm	10 748	10 703	11 494	12 383	11 180
kidnapping	20	17	25	7	7
rape <sup>5/</sup>	543	506	535	642	468
forcible homosexual contact <sup>6/</sup>	132	83	16	--	--
robbery <sup>7/</sup>	3 418	3 623	3 606	3 338	3 536
<b>Crimes involving violence and hooliganism</b>	28 277	30 280	31 476	32 760	29 645

**Proportion of crimes against property within the criminality**



<sup>1/</sup> Disregarding the damage caused by them.

<sup>2/</sup> In March 2000 the value limit for petty offences was raised from 5.000 to 10.000 HUF.

<sup>3/</sup> Unauthorized use of a vehicle also included.

<sup>4/</sup> Misuse of document and counterfeiting if individual identification marks also included.

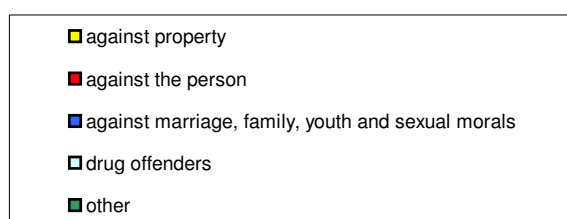
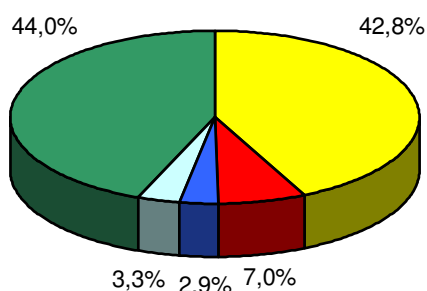
<sup>5/</sup> Other sexual assaults also included.

<sup>6/</sup> The offence has been deleted from the Criminal Code from 1 July 2003, according to the decision no. 37/2002 (IX. 4) of the Constitutional Court.

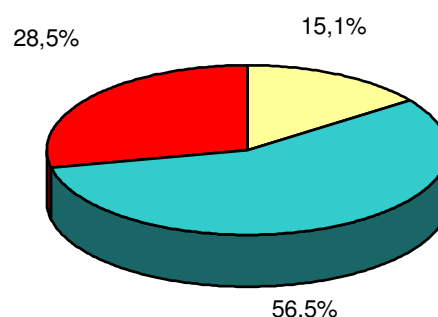
<sup>7/</sup> Robbery through inebriation also included.

Offenders	1999	2001	2003	2005	2007
<b>Offenders who became known, total</b> (persons)	131 658	120 583	118 145	133 790	116 161
Crimes against property	63 623	54 211	48 017	51 379	48 110
<u>of which:</u>					
theft	31 324	26 711	22 727	25 130	22 723
burglary	11 466	9 085	6 352	5 976	5 448
robbery <sup>1/</sup>	1 705	1 754	1 861	1 853	1 949
Crimes against person	9 154	8 486	8 555	9 083	8 090
<u>of which:</u>					
homicide	405	391	375	310	302
Crimes against marriage, family, youth and sexual morals	2 993	3 161	3 729	4 414	3 764
<u>of which:</u>					
crimes against sexual morals	896	705	678	696	576
<u>of which:</u>					
rape	191	182	148	153	96
Drug offenders	2 718	4 025	2 968	7 044	3 880
<b>Male offenders</b>	2 443	3 621	2 679	6 316	3 497
<u>of whom:</u>					
child (under the age of 14)	7	8	5	7	3
juvenile (14 to 18 years)	319	594	334	965	337
young adult (18 to 24 years)	1 507	2 117	1 547	3 621	1 808
adult	610	902	793	1 723	1 349
<b>Female offenders</b>	275	404	289	728	383
<u>of whom:</u>					
child (under the age of 14)	2	5	2	2	4
juvenile (14 to 18 years)	59	95	63	202	96
young adult (18 to 24 years)	157	220	147	354	171
adult	57	84	77	170	112

Ratio of offenders in regard to the crimes in the average of 5 years



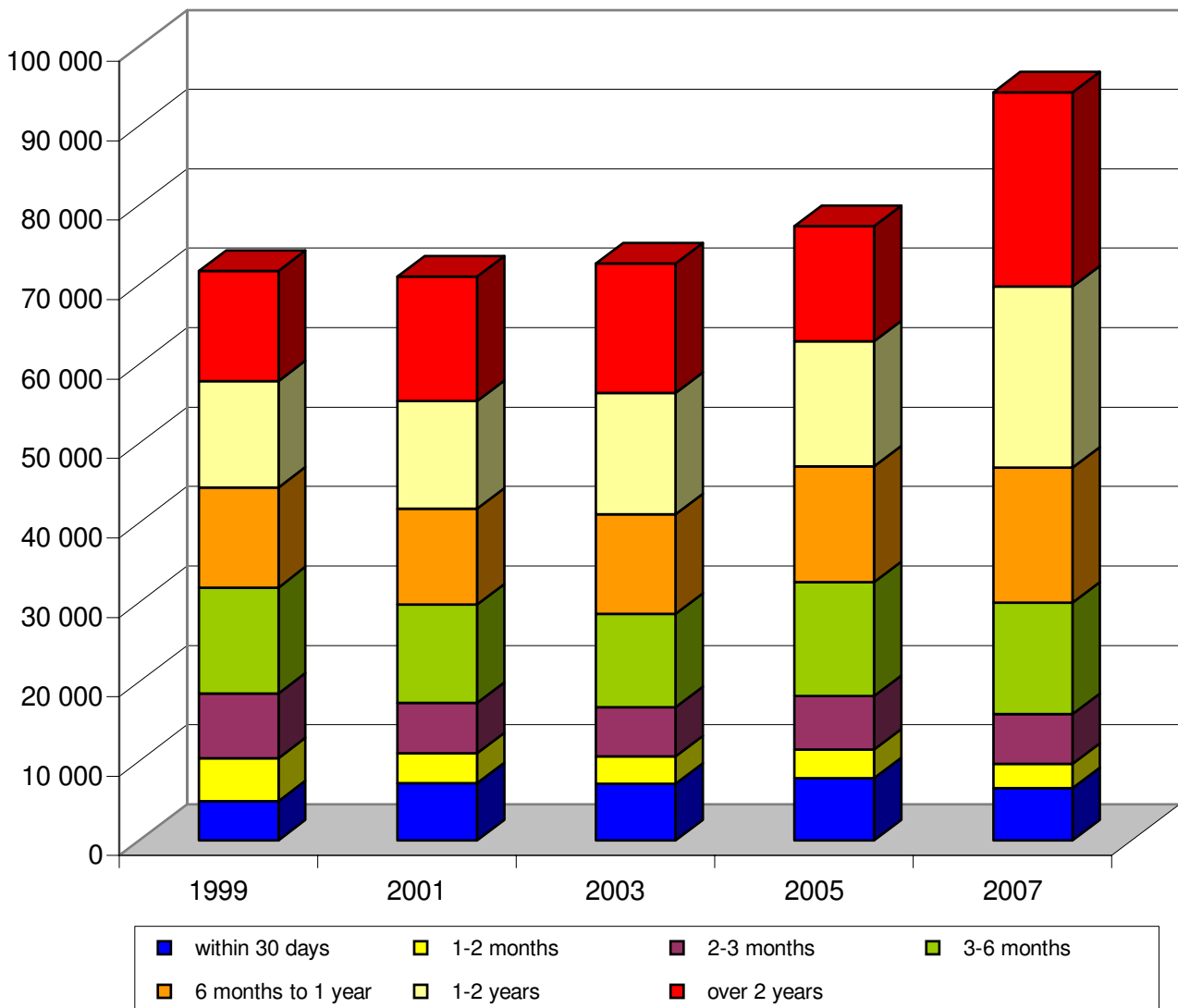
Age structure of drug offenders in the average of 5 years



<sup>1/</sup> Robbery through inebriation also included.

Accused persons	1999	2001	2003	2005	2007
<b>Accused persons, total</b>	106 161	105 203	101 458	104 647	94 125
<u>of whom:</u>					
accused by indictment <sup>1/</sup>	73 279	73 363	69 396	64 264	59 770
accused in accelerated proceedings	4 842	9 193	8 391	9 330	7 011
accused in procedure without court hearing	28 040	22 647	23 671	31 053	27 344
<b>Trials of first instance</b>	45 213	45 517	50 141	53 431	49 744
<b>Cases terminated with final sentences</b> <sup>2/; 3/</sup>	71 652	70 971	72 638	77 288	94 125
Length of the criminal procedure in %:					
within 30 days	6,8	10,1	9,8	10,1	7,0
1-2 months	7,6	5,3	4,8	4,7	3,2
2-3 months	11,4	8,9	8,5	8,7	6,6
3-6 months	18,6	17,5	16,2	18,5	14,9
6 months to 1 year	17,5	16,9	17,2	18,9	18,1
1-2 years	18,8	19,1	21,0	20,4	24,3
over 2 years	19,3	22,1	22,5	18,7	25,9

**Length of the criminal proceedings from the beginning of the investigation to the final sentence**



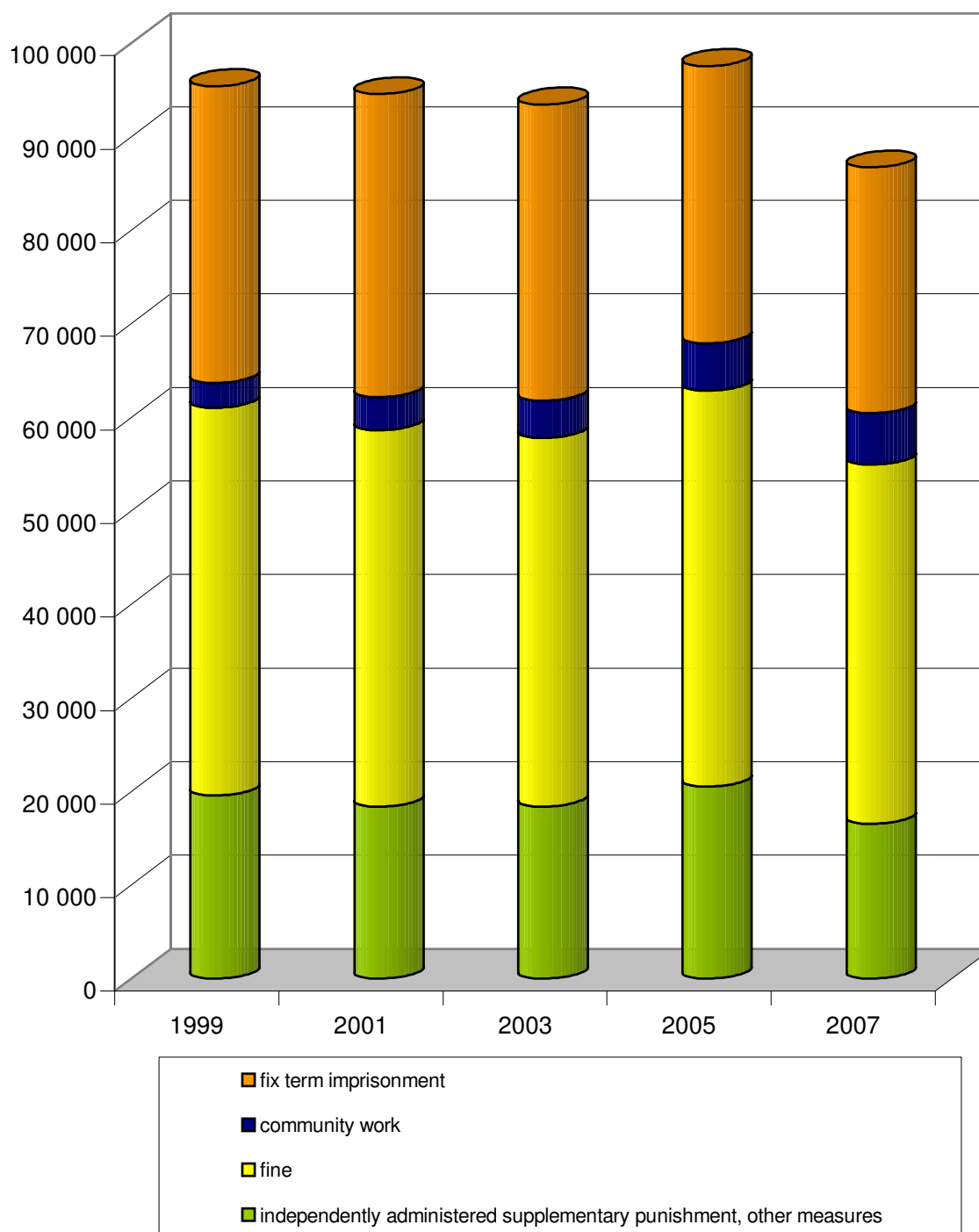
<sup>1/</sup> Due to amendments of the Act XIX of 1998 on the Criminal procedure, that became effective from 1 July 2003, some parts of data can not be compared to the ones of the previous years.

<sup>2/</sup> Cases terminated with final sentences.

<sup>3/</sup> From 2007 number of convicted persons.

Convicted persons	1999	2001	2003	2005	2007
<b>Convicted persons, total</b>	95 398	94 538	93 422	97 558	86 705
<u>of whom:</u>					
adult	87 693	87 539	86 722	90 347	80 529
juvenile	7 705	6 999	6 700	7 211	6 176
<b>Sentenced to principal punishment</b>	75 840	76 180	75 033	77 035	70 161
<u>of which:</u>					
life imprisonment	12	9	22	10	16
fix term imprisonment	31 708	32 361	31 604	29 637	26 272
community work	2 643	3 524	3 974	5 067	5 465
fine	41 477	40 286	39 433	42 321	38 408

**The evaluation punishments and measures (convicted persons)**



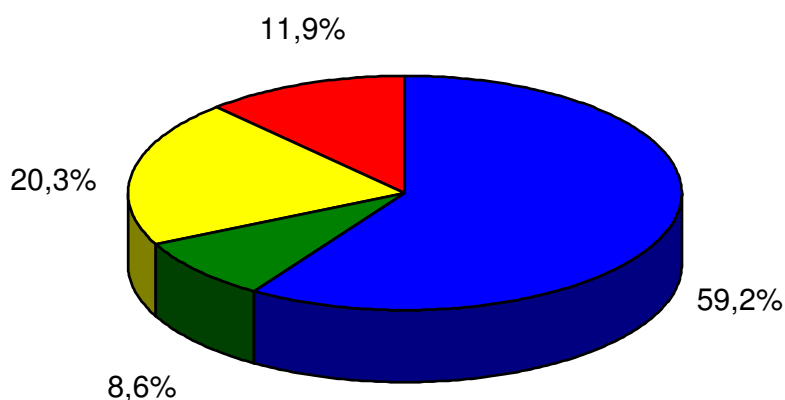
<b>Convicted persons</b>	<b>1999</b>	<b>2001</b>	<b>2003</b>	<b>2005</b>	<b>2007</b>
<b>Convicted persons, total</b>	95 398	94 538	93 422	97 558	86 705
<u>of whom:</u>					
Crimes against the person	7 083	7 114	7 534	7 589	6 502
Traffic crimes	16 007	15 108	16 071	17 648	17 232
Crimes against marriage, family, youth and sexual morals	1 821	2 158	2 358	2 922	2 769
<u>of which:</u> crimes against sex. morals	658	737	679	677	561
Crimes against the purity of state administration, the administration of justice and public life	3 064	3 262	3 257	3 508	2 953
<u>of which:</u> corruption	329	387	361	339	285
Crimes against public order	16 475	18 520	18 920	21 204	19 137
<u>of which:</u> misuse of drugs	705	1 776	1 369	1 726	2 150
Economic crimes	2 783	4 005	5 068	6 014	4 444
Crimes against property, total	48 057	44 244	40 022	38 662	33 668
<u>of which:</u>					
theft, burglary	34 955	29 796	25 608	23 937	20 422
embezzlement	2 235	2 254	2 217	2 146	1 820
fraud	3 383	5 016	4 777	4 819	5 121
robbery	1 592	1 451	1 684	1 710	1 414
Other crimes	108	127	192	11	0
<b>Persons in custody</b>	<b>1999</b>	<b>2001</b>	<b>2003</b>	<b>2005</b>	<b>2007</b>
<b>Persons in custody, total</b>	20 788	18 603	16 691	14 226	12 358
<u>of whom:</u>					
in preliminary arrest	7 872	5 850	5 213	4 328	3 505
sentenced to imprisonment	12 916	12 753	11 478	9 898	8 853
<u>of whom:</u>					
Hungarian	12 431	12 348	11 142	9 183	8 612
European	437	376	296	622	202
African	15	8	11	17	10
Asian	31	20	23	67	25
other	2	1	6	9	4
<b>Supplementary punishments, other measures</b>	<b>1999</b>	<b>2001</b>	<b>2003</b>	<b>2005</b>	<b>2007</b>
<b>Independently imposed supplementary punishments or other measures</b>	19 558	18 358	18 389	20 522	16 616
<b>Supplementary punishments or other measures imposed with principal punishments</b> <sup>1/; 2/</sup>	11 866	10 576	17 255	28 742	29 581
<u>of which:</u>					
supervision by probation officer	7 526	6 571	4 362	2 454	2 361
expulsion	970	988	757	770	516
forfeiture of assets	56	14	35	233	598
confiscation	2 959	2 681	2 759	3 326	3 111

<sup>1/</sup> From 1 July 2003 figures comprehend the numbers of prohibition from public affairs and of prohibition from driving vehicles.

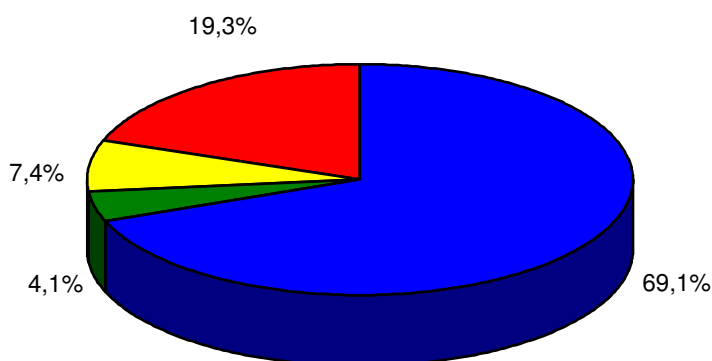
<sup>2/</sup> From 2005 figures comprehend the supplementary punishments applied by the Military Prosecution Offices.

Budget (in million HUF)	1999	2001	2003	2005	2007
<b>1./ Budget of the Police</b> <sup>1/</sup>	98 890,5	121 383,3	154 590,7	167 567,3	204 788,4
<b>2./ Budget of the Public Prosecution Service</b>	11 362,5	15 120,0	21 388,0	29 157,0	29 822,0
<b>3./ Budget of the Judiciary</b> <sup>2/</sup>	31 403,8	36 348,8	52 802,9	69 581,2	70 280,3
- Supreme Court	1 507,4	1 645,6	1 974,0	2 505,6	2 488,1
- Regional Courts	--	--	2 230,4	4 236,8	4 156,9
- County (Capital) and local courts	29 896,4	34 703,2	48 598,5	62 838,8	63 635,3
<b>4./ Budget of the penitentiary establishments</b>	15 235,2	20 972,5	34 371,0	38 749,8	41 016,4

**Composition of budget expenditures in 2007**



**Composition of the personnel in 2007**



■ Police   ■ Procecuton Service   ■ Judiciary   ■ Execution of punishment

<sup>1/</sup> Due to the structural changes in the budget, there might be differences in the data specified for each year.

<sup>2/</sup> Regional Courts started their activities from 1 July 2003.

Personnel	1999	2001	2003	2005	2007
<b>1./ Personnel of the Police</b> <sup>1/</sup>					
number	29 878	28 845	29 518	28 627	26 334
per cent	100,0	96,5	98,8	95,8	88,1
<b>2./ Personnel of the Public Prosecution Service</b>					
a./ Office of the Prosecutor General	104	112	107	113	108
b./ Regional Prosecution Offices <sup>2/</sup>	--	--	22	35	36
c./ County (Capital) and local prosecution offices	1 161	1 193	1 294	1 342	1 436
d./ total number	1 265	1 305	1 423	1 490	1 580
per cent	100,0	103,2	112,5	117,8	124,9
<b>3./ Personnel of the Judiciary</b>					
a./ Supreme Court	109	113	84	81	82
b./ Regional Courts <sup>3/</sup>	--	--	110	162	162
c./ County (Capital) and local courts of which: dealing with criminal cases	2 480 766	2 491 815	2 473 883	2 571 935	2 579 951
d./ Total number of which: dealing with criminal cases	2 589 791	2 604 841	2 667 928	2 814 1 000	2 823 1 017
per cent (total)	100,0	100,6	103,0	108,7	109,0
per cent (criminal cases)	100,0	106,3	117,3	126,4	128,6
<b>4./ Personnel of the penitentiary establishments</b>					
number	5 170	5 588	6 615	7 382	7 372
per cent	100,0	108,1	127,9	142,8	142,6

## Sources

Unified Criminal Statistics of the Police and the Public Prosecution

Egységes Rendőrségi és Ügyészségi Bűnügyi Statisztika, ERÜBS; OSAP 1228. nyt. sz.

Data Survey on Prosecutorial Activities before Criminal Courts

A büntetőbíróság előtti ügyészi tevékenység, információs rendszere, OSAP 1523. nyt. sz.

Adult and Juvenile Defendants in Cases Completed with Final Sentence

A jogerős határozattal befejezett büntetőeljárások fiatal-, és felnőttkorú vádlottjai, OSAP 1294-1295. nyt. sz.

Acts on the National Budget (Act XC of 1998, Act CXXXIII of 2000, Act of LXII 2002, Act CXXXV of 2004 and Act CXI of 2006)

Az 1998. évi XC. tv., a 2000. évi CXXXIII. tv., a 2002. évi LXII. tv., a 2004. évi CXXXV. tv. és a 2006. évi CXI. tv. (Költségvetési törvények)

Data of the Ministry of Justice and Law Enforcement (former Ministry of Justice, Ministry of Interior)

Igazságügyi és Rendészeti Minisztérium (korábban Igazságügyi Minisztérium, valamint Belügyminisztérium) adatai

Data of the Supreme Court

Legfelsőbb Bíróság személyügyi tájékoztatója

Data of the Office of the Prosecutor General

Legfőbb Ügyészség adatai

Data of the National Police Headquarter

Országos Rendőr-főkapitányság adatai

<sup>1/</sup> Actual professional staff.

<sup>2/</sup> Regional Prosecution Offices started their activities from 1 July 2003.

<sup>3/</sup> Regional Courts started their activities from 1 July 2003.