

CRIMINALITY AND CRIMINAL JUSTICE

2007–2015



Published by the Office of the Prosecutor General

Hungary, 2016

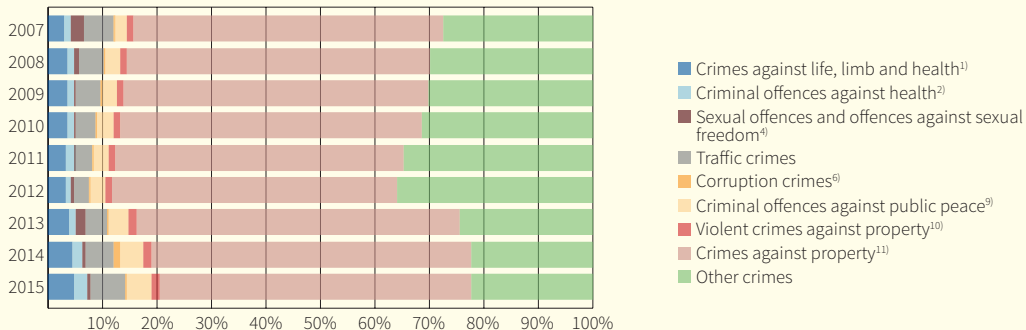
Registered crimes	2007	2008	2009	2010	2011	2012	2013	2014	2015
Total	426 914	408 407	394 034	447 186	451 371	472 236	377 829	329 575	280 113
Crimes against life, limb and health¹⁾	13 004	14 549	14 233	15 992	15 553	15 404	14 523	14 706	13 684
homicide, voluntary manslaughter	332	322	304	313	328	243	264	257	205
bodily harm	11 454	13 048	12 828	14 607	14 241	13 992	13 398	13 498	12 609
Criminal offences against health²⁾	4 925	5 476	4 838	5 808	6 000	5 236	5 556	6 564	6 715
misuse of narcotic drugs ³⁾	4 672	5 458	4 823	5 781	5 982	5 214	5 445	6 159	6 059
Sexual offences and offences against sexual freedom⁴⁾	10 943	3 046	1 842	1 691	1 200	1 875	6 457	1 395	1 662
sexual violence ⁵⁾	468	489	525	586	462	506	502	391	416
Traffic crimes	23 006	19 450	17 664	16 447	14 001	13 084	14 804	17 637	17 695
driving under the influence of alcohol or drugs	14 327	11 696	11 113	9 916	7 783	7 090	9 030	12 728	12 998
Corruption crimes⁶⁾	350	542	964	482	740	828	1 105	3 268	761
active or passive bribery ⁷⁾	77	118	366	147	415	518	394	1 684	351
active or passive bribery of public officials ⁸⁾	232	276	542	224	248	192	591	141	333
Criminal offences against public peace⁹⁾	9 782	11 289	10 843	13 659	13 059	13 207	13 348	13 909	12 923
public nuisance	9 414	10 786	10 384	13 279	12 724	12 871	13 092	13 647	12 689
Violent crimes against property¹⁰⁾	4 898	5 021	4 975	6 111	6 115	6 646	5 562	4 972	4 258
robbery	3 119	3 128	3 159	3 396	3 203	3 036	2 298	1 954	1 443
plundering	417	465	373	1 043	1 484	1 948	2 013	1 935	1 926
Crimes against property¹¹⁾	243 314	226 774	219 179	246 825	237 814	246 474	224 453	193 797	159 736
theft	173 869	170 127	162 945	185 161	182 073	184 896	167 656	141 625	111 446
embezzlement	3 629	3 534	4 341	3 966	4 054	4 782	4 332	4 634	2 769
fraud	41 250	30 194	29 555	32 137	27 906	36 911	37 345	33 362	31 976

Registered perpetrators		2007	2008	2009	2010	2011	2012	2013	2014	2015
Total ⁽¹²⁾		121 561	122 695	120 083	129 945	120 529	108 306	109 876	108 466	101 494
male		102 781	103 238	97 510	107 290	99 967	90 030	91 739	90 130	84 849
0–13 years		2 861	2 885	2 146	2 247	2 233	2 160	1 779	1 194	1 136
14–17 years		9 487	9 965	8 519	9 408	9 338	8 579	8 715	7 257	6 421
18–24 years		21 278	21 719	20 113	22 418	21 026	18 908	19 912	19 317	17 588
25 years and older		69 155	68 669	66 732	73 217	67 370	60 383	61 333	62 358	59 704
female		18 589	19 288	19 793	22 655	20 558	18 276	18 027	17 640	16 576
0–13 years		526	548	427	531	482	444	375	293	239
14–17 years		1 570	1 641	1 659	2 077	2 040	1 837	1 758	1 531	1 451
18–24 years		3 100	3 349	3 341	3 830	3 289	2 960	2 955	3 021	2 805
25 years and older		13 393	13 750	14 366	16 217	14 747	13 035	12 939	12 793	12 080
Accused persons		2007	2008	2009	2010	2011	2012	2013	2014	2015
Total ⁽¹³⁾		93 959	91 391	91 255	90 927	93 567	82 887	79 039	88 497	79 956
Types of indictment	accusation	86 945	84 961	84 924	83 674	85 331	74 189	67 485	73 967	69 195
	omission of the trial	21 557	18 728	18 656	18 489	17 921	14 702	12 608	14 561	15 130
	arraignment	7 007	6 429	6 327	7 250	8 236	8 694	11 548	14 528	10 761
Final court decisions	conviction	87 594	85 144	86 120	86 067	88 382	75 533	74 249	83 697	76 394
	acquittal	3 587	3 687	3 002	2 866	3 029	3 957	3 032	3 074	2 142
	termination of the procedure	2 778	2 560	2 133	1 994	2 156	3 397	1 758	1 726	1 420
Convicted persons		2007	2008	2009	2010	2011	2012	2013	2014	2015
Total		87 594	85 144	86 120	86 067	88 382	75 533	74 249	83 697	76 394
by age groups										
juvenile		6 206	6 277	6 304	6 001	6 301	5 268	5 605	5 970	5 149
adult		81 388	78 867	79 816	80 066	82 081	70 265	68 644	77 727	71 245
by types of punishments										
life imprisonment		14	8	12	25	11	22	36	27	39
fix-term imprisonment		26 347	26 742	27 912	29 142	32 078	28 652	27 461	29 277	26 439
sentenced to serve imprisonment		8 821	9 049	9 403	9 766	10 504	9 683	9 331	10 221	9 742
community service		5 403	5 748	6 796	9 350	12 125	12 209	13 548	15 032	12 940
fine		41 238	38 046	36 272	30 391	24 477	18 012	16 692	21 547	21 285

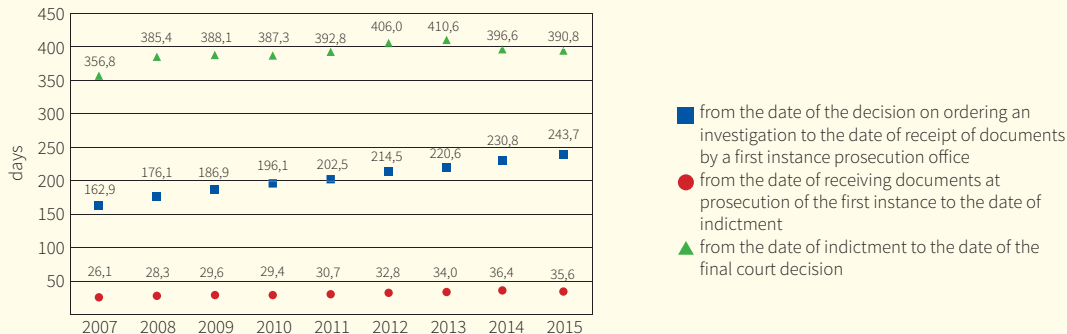
Convicted persons	2007	2008	2009	2010	2011	2012	2013	2014	2015
Total	87 594	85 144	86 120	86 067	88 382	75 533	74 249	83 697	76 394
<i>of which: by types of crimes committed</i>									
Crimes against life, limb and health¹⁾	9 312	9 309	9 599	9 804	10 149	9 265	9 213	9 973	9 166
homicide, voluntary manslaughter	266	226	270	236	221	284	286	228	209
bodily harm	8 400	8 445	8 736	9 068	9 455	8 525	8 450	9 300	8 550
Criminal offences against health²⁾	2 371	2 338	2 342	2 199	2 471	2 343	2 242	2 539	2 817
misuse of narcotic drugs ³⁾	2 357	2 318	2 332	2 188	2 455	2 327	2 210	2 474	2 631
Sexual offences and offences against sexual freedom⁴⁾	636	563	606	590	536	586	539	621	641
sexual violence ⁵⁾	258	222	259	252	214	249	205	257	240
Traffic crimes	18 109	15 964	14 737	12 444	11 237	9 536	10 315	14 200	14 519
driving under the influence of alcohol or drugs	13 592	11 868	11 025	9 510	8 587	7 262	8 320	12 073	12 576
Corruption crimes⁶⁾	364	291	224	303	310	228	334	273	275
active or passive bribery ⁷⁾	105	59	52	77	69	45	75	80	92
active or passive bribery of public officials ⁸⁾	229	200	143	207	202	139	203	149	119
Criminal offences against public peace⁹⁾	9 732	9 825	10 291	10 834	11 598	11 149	11 595	12 876	11 824
public nuisance	9 635	9 758	10 213	10 764	11 523	11 059	11 525	12 782	11 746
Violent crimes against property¹⁰⁾	2 697	3 038	3 070	3 033	3 200	2 800	2 782	3 224	3 062
robbery	1 489	1 741	1 765	1 743	1 682	1 489	1 448	1 639	1 515
plundering	122	118	126	130	182	235	278	400	444
Crimes against property¹¹⁾	34 409	33 971	34 859	35 373	36 786	29 972	28 526	30 861	26 235
theft	22 259	21 655	22 261	22 850	23 944	20 319	19 709	21 186	17 635
embezzlement	2 055	2 004	2 113	2 085	2 204	1 846	1 751	2 001	1 506
fraud	5 584	6 250	6 605	6 684	6 806	4 952	4 588	5 020	4 437

Persons in penal institutions¹⁴⁾	2007	2008	2009	2010	2011	2012	2013	2014	2015
Total	14 331	14 702	15 360	16 328	17 210	17 179	17 841	17 890	17 449
persons in pre-trial detention	3 822	4 366	4 502	4 803	4 875	4 888	5 053	4 400	3 978
convicted persons	10 259	10 072	10 590	11 241	12 028	11 981	12 391	13 073	13 027
persons sentenced to involuntary treatment	177	183	186	174	180	182	183	151	162
assigned to custody	73	81	82	110	127	128	214	224	239
detainees	–	–	–	–	–	–	–	–	43
Total expenditure in budget (HUF million)	2007	2008	2009	2010	2011	2012	2013	2014	2015
Police ¹⁵⁾	204 788,4	245 592,2	243 449,7	263 381,5	228 021,2	264 047,3	235 753,8	299 286,2	370 593,4
Prosecutorial bodies	29 822,0	29 997,7	29 973,9	28 532,3	30 613,6	36 869,6	39 677,5	38 256,4	38 982,4
Judiciary	70 280,3	72 268,6	70 235,2	70 442,3	74 838,3	79 814,2	86 267,2	89 271,1	89 811,0
Prison service	41 016,4	38 779,0	43 843,4	40 781,5	48 489,2	51 141,1	58 144,9	51 760,9	56 915,6
Number of personnel	2007	2008	2009	2010	2011	2012	2013	2014	2015
Police ¹⁶⁾	26 334	33 698	32 474	33 450	33 862	36 660	36 426	36 595	37 057
Number of prosecutors ¹⁷⁾	1 580	1 612	1 658	1 741	1 786	1 809	1 825	1 869	1 876
Office of the Prosecutor General	108	111	111	106	100	98	109	113	108
chief prosecution offices of appeal	36	36	37	38	35	37	39	39	40
chief prosecution offices, district prosecution offices	1 436	1 464	1 510	1 597	1 651	1 673	1 677	1 717	1 719
Number of judges	2 823	2 856	2 908	2 906	2 906	2 875	2 910	2 932	2 895
Curia (Supreme Court)	82	85	97	91	91	91	92	92	92
regional courts of appeal	162	163	163	165	165	165	157	160	168
tribunals and district courts	2 579	2 608	2 648	2 650	2 650	2 619	2 661	2 680	2 635
criminal law area	1 017	1 040	1 064	1 059	1 059	1 092	943	1 034	1 066
Prison Service personnel	7 372	7 941	7 786	8 236	7 811	8 329	8 001	8 487	8 785

Registered crimes by the Chapters of the Criminal Code



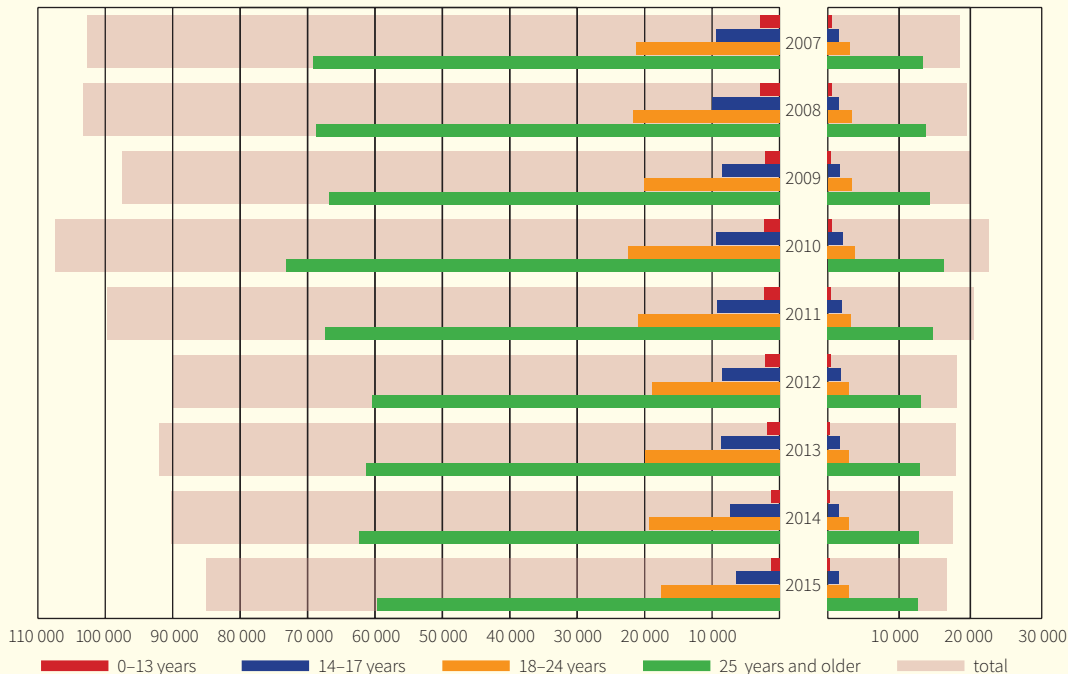
Average duration (in days) of the main stages of criminal proceedings conducted against accused persons¹⁸⁾



Registered perpetrators by sex and age groups

male

female



Notes

- 1) Total number of crimes under Chapter XV of Act C of 2012 (hereinafter: NCC, by the New Criminal Code) and crimes under Title I in Chapter XII of Act IV of 1978 (hereinafter: OCC, by the Old Criminal Code).
- 2) Total number of crimes under Chapter XVII of NCC and crimes pursuant to Sections 265, 279, 282–283/B and 285 of OCC.
- 3) Total number of crimes pursuant to Sections 176–182 of NCC and Sections 282–282/C of OCC.
- 4) Total number of crimes under Chapter XIX of NCC and Title II in the Chapter XIV of OCC.
- 5) The data are grouped by the Section 197 of NCC, which are equivalent (in limited ways) to Sections 197 and 198 of OCC (rape, sexual assault).
- 6) Total number of crimes under Chapter XXVII of NCC and Title VII–VIII in the Chapter XV of OCC.
- 7) Total number of crimes pursuant to Sections 290–291 of NCC and Sections 251–252, 254, 258/B (including paragraphs 3–4), 258/C of OCC.
- 8) Total number of crimes pursuant to Sections 293–294 of NCC and Sections 250, 253, 258/B (including paragraphs 1–2), 258/D of OCC.
- 9) Total number of crimes under Chapter XXXII of NCC and crimes pursuant to Sections 153 and 268–271/A of OCC.
- 10) Total number of crimes under Chapter XXXV of NCC and crimes pursuant to Sections 273 and 321–323 of OCC.
- 11) Total number of crimes under Chapter XXXVI of NCC and crimes pursuant to Sections 300/C (including paragraphs 3–4), 313/C (paragraphs 1–6), 316–320, 324–327 and 330/A of OCC.
- 12) Contains data of perpetrators whose sex and age was unknown.
- 13) Calculated data those contain durations between procedural deadlines independent from activities of proceeding authorities (for example suspension, postponement of the indictment).
- 14) The data refer to the state at the end of a given year.
- 15) The data are comparable only in restrictive ways because of the structural changes in budgets.
- 16) Number of the professional personnel.
- 17) Including prosecutors assigned to the Ministry of Justice.
- 18) Including cases of convicted persons in which the representation of the prosecution was taken over from a (substitute) private accuser.

Sources

Standard Criminal Statistics of Investigation Authorities and Prosecutors: *registered crimes and perpetrators*;

Representation of Prosecution Information System: *accused and convicted persons*; *Average duration (in days) of the main stages of criminal proceedings conducted against accused persons*;

Statistical tables of the Hungarian Prison Service National Headquarters: *number of persons in penal institutions*;

Data supplied by Hungarian National Police Headquarters, the Office of the Prosecutor General, the National Office for the Judiciary, the Hungarian Prison Service National Headquarters: *budget and personnel data*.