

CRIMINALITY AND CRIMINAL JUSTICE

2006–2014



Published by the Office of the Prosecutor General

Hungary, 2015

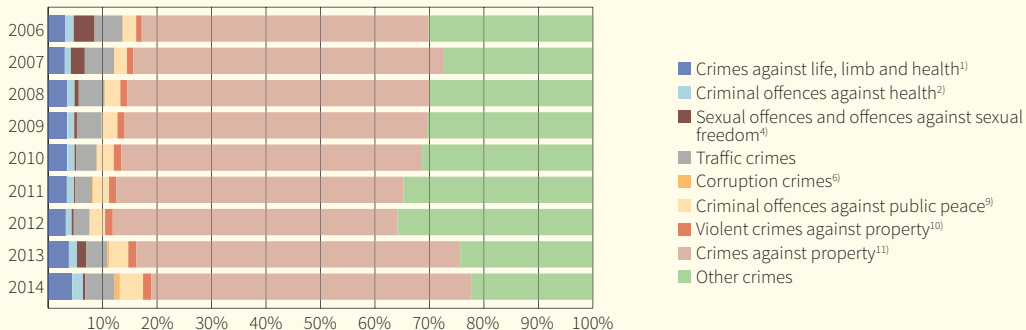
Registered crimes	2006	2007	2008	2009	2010	2011	2012	2013	2014
Total	425 941	426 914	408 407	394 034	447 186	451 371	472 236	377 829	329 575
Crimes against life, limb and health¹⁾	13 384	13 004	14 549	14 233	15 992	15 553	15 404	14 523	14 706
homicide, voluntary manslaughter	342	332	322	304	313	328	243	264	257
bodily harm	11 827	11 454	13 048	12 828	14 607	14 241	13 992	13 398	13 498
Criminal offences against health²⁾	6 756	4 925	5 476	4 838	5 808	6 000	5 236	5 556	6 564
misuse of narcotic drugs ³⁾	6 735	4 672	5 458	4 823	5 781	5 982	5 214	5 445	6 159
Sexual offences and offences against sexual freedom⁴⁾	16 430	10 943	3 046	1 842	1 691	1 200	1 875	6 457	1 395
sexual violence ⁵⁾	479	468	489	525	586	462	506	502	391
Traffic crimes	21 670	23 006	19 450	17 664	16 447	14 001	13 084	14 804	17 637
driving under the influence of alcohol or drugs	14 096	14 327	11 696	11 113	9 916	7 783	7 090	9 030	12 728
Corruption crimes⁶⁾	480	350	542	964	482	740	828	1 105	3 268
active or passive bribery ⁷⁾	55	77	118	366	147	415	518	394	1 684
active or passive bribery of public officials ⁸⁾	301	232	276	542	224	248	192	591	141
Criminal offences against public peace⁹⁾	10 197	9 782	11 289	10 843	13 659	13 059	13 207	13 348	13 909
public nuisance	9 680	9 414	10 786	10 384	13 279	12 724	12 871	13 092	13 647
Violent crimes against property¹⁰⁾	4 432	4 898	5 021	4 975	6 111	6 115	6 646	5 562	4 972
robbery	2 709	3 119	3 128	3 159	3 396	3 203	3 036	2 298	1 954
plundering	332	417	465	373	1 043	1 484	1 948	2 013	1 935
Crimes against property¹¹⁾	224 154	243 314	226 774	219 179	246 825	237 814	246 474	224 453	193 797
theft	170 703	173 869	170 127	162 945	185 161	182 073	184 896	167 656	141 625
embezzlement	3 960	3 629	3 534	4 341	3 966	4 054	4 782	4 332	4 634
fraud	23 595	41 250	30 194	29 555	32 137	27 906	36 911	37 345	33 362

Registered perpetrators		2006	2007	2008	2009	2010	2011	2012	2013	2014
Total⁽¹²⁾		129 991	121 561	122 695	120 083	129 945	120 529	108 306	109 876	108 466
male		108 804	102 781	103 238	97 510	107 290	99 967	90 030	91 739	90 130
0–13 years		3 031	2 861	2 885	2 146	2 247	2 233	2 160	1 779	1 194
14–17 years		9 859	9 487	9 965	8 519	9 408	9 338	8 579	8 715	7 257
18–24 years		23 212	21 278	21 719	20 113	22 418	21 026	18 908	19 912	19 317
25 years and older		72 702	69 155	68 669	66 732	73 217	67 370	60 383	61 333	62 358
female		20 960	18 589	19 288	19 793	22 655	20 558	18 276	18 027	17 640
0–13 years		534	526	548	427	531	482	444	375	293
14–17 years		1 603	1 570	1 641	1 659	2 077	2 040	1 837	1 758	1 531
18–24 years		3 739	3 100	3 349	3 341	3 830	3 289	2 960	2 955	3 021
25 years and older		15 084	13 393	13 750	14 366	16 217	14 747	13 035	12 939	12 793
Accused persons		2006	2007	2008	2009	2010	2011	2012	2013	2014
Total⁽¹³⁾		102 841	93 959	91 391	91 255	90 927	93 567	82 887	79 039	88 497
Types of indictment	accusation	94 617	86 945	84 961	84 924	83 674	85 331	74 189	67 485	73 967
	omission of the trial	23 434	21 557	18 728	18 656	18 489	17 921	14 702	12 608	14 561
	arraignment	8 222	7 007	6 429	6 327	7 250	8 236	8 694	11 548	14 528
Final court decisions	conviction	97 196	87 594	85 144	86 120	86 067	88 382	75 533	74 249	83 697
	acquittal	3 413	3 587	3 687	3 002	2 866	3 029	3 957	3 032	3 074
	termination of the procedure	2 232	2 778	2 560	2 133	1 994	2 156	3 397	1 758	1 726
Convicted persons		2006	2007	2008	2009	2010	2011	2012	2013	2014
Total		97 196	87 594	85 144	86 120	86 067	88 382	75 533	74 249	83 697
by age groups										
juvenile		7 183	6 206	6 277	6 304	6 001	6 301	5 268	5 605	5 970
adult		90 013	81 388	78 867	79 816	80 066	82 081	70 265	68 644	77 727
by types of punishments										
life imprisonment		17	14	8	12	25	11	22	36	27
fix-term imprisonment		29 008	26 347	26 742	27 912	29 142	32 078	28 652	27 461	29 277
sentenced to serve imprisonment		9 681	8 821	9 049	9 403	9 766	10 504	9 683	9 331	10 221
community service		5 573	5 403	5 748	6 796	9 350	12 125	12 209	13 548	15 032
fine		44 900	41 238	38 046	36 272	30 391	24 477	18 012	16 692	21 547

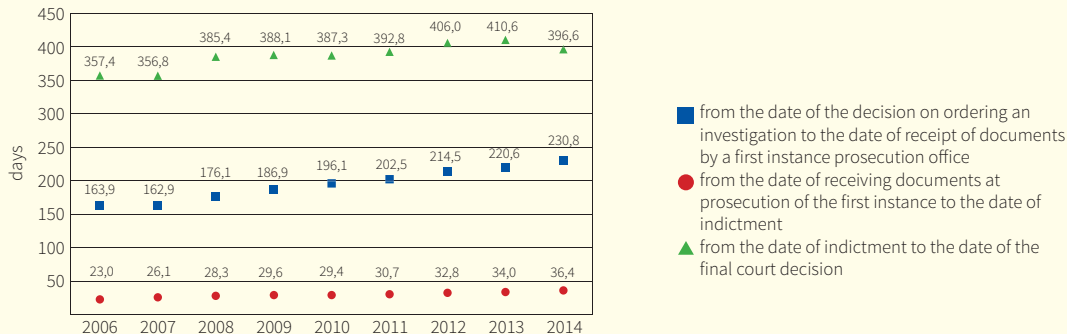
Convicted persons	2006	2007	2008	2009	2010	2011	2012	2013	2014
Total	97 196	87 594	85 144	86 120	86 067	88 382	75 533	74 249	83 697
<i>of which: by types of crimes committed</i>									
Crimes against life, limb and health¹⁾	10 296	9 312	9 309	9 599	9 804	10 149	9 265	9 213	9 973
homicide, voluntary manslaughter	265	266	226	270	236	221	284	286	228
bodily harm	9 356	8 400	8 445	8 736	9 068	9 455	8 525	8 450	9 300
Criminal offences against health²⁾	2 465	2 371	2 338	2 342	2 199	2 471	2 343	2 242	2 539
misuse of narcotic drugs ³⁾	2 460	2 357	2 318	2 332	2 188	2 455	2 327	2 210	2 474
Sexual offences and offences against sexual freedom⁴⁾	744	636	563	606	590	536	586	539	621
sexual violence ⁵⁾	309	258	222	259	252	214	249	205	257
Traffic crimes	18 638	18 109	15 964	14 737	12 444	11 237	9 536	10 315	14 200
driving under the influence of alcohol or drugs	13 704	13 592	11 868	11 025	9 510	8 587	7 262	8 320	12 073
Corruption crimes⁶⁾	416	364	291	224	303	310	228	334	273
active or passive bribery ⁷⁾	53	105	59	52	77	69	45	75	80
active or passive bribery of public officials ⁸⁾	332	229	200	143	207	202	139	203	149
Criminal offences against public peace⁹⁾	10 874	9 732	9 825	10 291	10 834	11 598	11 149	11 595	12 876
public nuisance	10 793	9 635	9 758	10 213	10 764	11 523	11 059	11 525	12 782
Violent crimes against property¹⁰⁾	3 298	2 697	3 038	3 070	3 033	3 200	2 800	2 782	3 224
robbery	1 808	1 489	1 741	1 765	1 743	1 682	1 489	1 448	1 639
plundering	157	122	118	126	130	182	235	278	400
Crimes against property¹¹⁾	38 293	34 409	33 971	34 859	35 373	36 786	29 972	28 526	30 861
theft	24 871	22 259	21 655	22 261	22 850	23 944	20 319	19 709	21 186
embezzlement	2 355	2 055	2 004	2 113	2 085	2 204	1 846	1 751	2 001
fraud	5 659	5 584	6 250	6 605	6 684	6 806	4 952	4 588	5 020

Persons in penal institutions¹⁴⁾	2006	2007	2008	2009	2010	2011	2012	2013	2014
Total	14 821	14 331	14 702	15 360	16 328	17 210	17 179	17 841	17 890
persons in pre-trial detention	3 786	3 822	4 366	4 502	4 803	4 875	4 888	5 053	4 400
convicted persons	10 782	10 259	10 072	10 590	11 241	12 028	11 981	12 391	13 073
persons sentenced to involuntary treatment	186	177	183	186	174	180	182	183	151
assigned to custody	57	73	81	82	110	127	128	214	224
detainees	10	–	–	–	–	–	–	–	–
Total expenditure in budget (HUF million)	2006	2007	2008	2009	2010	2011	2012	2013	2014
Police ¹⁵⁾	187 584,9	204 788,4	245 592,2	243 449,7	263 381,5	228 021,2	264 047,3	235 753,8	299 286,2
Prosecutorial bodies	29 149,7	29 822,0	29 997,7	29 973,9	28 532,3	30 613,6	36 869,6	39 677,5	38 256,4
Judiciary	69 793,1	70 280,3	72 268,6	70 235,2	70 442,3	74 838,3	79 814,2	86 267,2	89 271,1
Prison service	39 329,3	41 016,4	38 779,0	43 843,4	40 781,5	48 489,2	51 141,1	58 144,9	51 760,9
Number of personnel	2006	2007	2008	2009	2010	2011	2012	2013	2014
Police ¹⁶⁾		26 334	33 698	32 474	33 450	33 862	36 660	36 426	36 595
Number of prosecutors		1 580	1 612	1 658	1 741	1 786	1 809	1 825	1 869
Office of the Prosecutor General		108	111	111	106	100	98	109	113
chief prosecution offices of appeal		36	36	37	38	35	37	39	39
chief prosecution offices, district prosecution offices		1 436	1 464	1 510	1 597	1 651	1 673	1 677	1 717
Number of judges		2 823	2 856	2 908	2 906	2 906	2 875	2 910	2 932
Curia (Supreme Court)		82	85	97	91	91	91	92	92
regional courts of appeal		162	163	163	165	165	165	157	160
tribunals and district courts		2 579	2 608	2 648	2 650	2 650	2 619	2 661	2 680
criminal law area		1 017	1 040	1 064	1 059	1 059	1 092	943	1 034
Prison Service personnel		7 372	7 941	7 786	8 236	7 811	8 329	8 001	8 487

Registered crimes by the Chapters of the Criminal Code



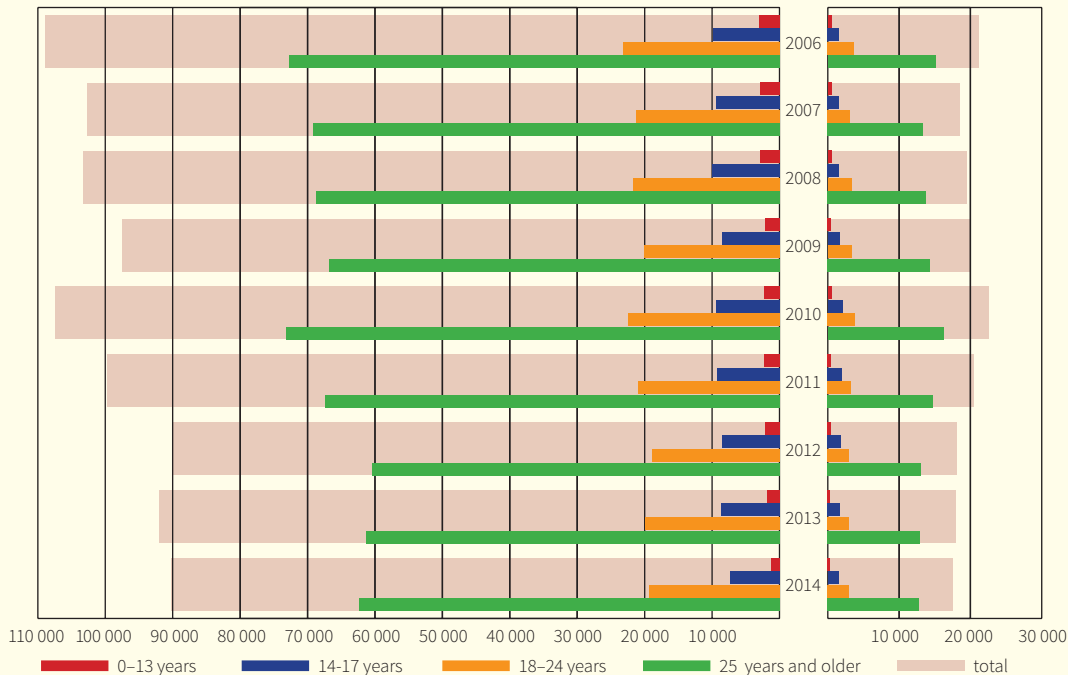
Average duration (in days) of the main stages of criminal proceedings conducted against accused persons¹⁷⁾



Registered perpetrators by sex and age groups

male

female



Notes

- 1) Total number of crimes under Chapter XV of Act C of 2012 (hereinafter: NCC, by the New Criminal Code) and crimes under Title I in Chapter XII of Act IV of 1978 (hereinafter: OCC, by the Old Criminal Code).
- 2) Total number of crimes under Chapter of NCC XVII and crimes pursuant to Sections 265, 279, 282–283/B and 285 of OCC.
- 3) Total number of crimes pursuant to Sections 176–182 of NCC and Sections 282–282/C of OCC.
- 4) Total number of crimes under Chapter XIX of NCC and Title II in the Chapter XIV of OCC.
- 5) The data are grouped by the Section 197 of NCC, which are equivalent (in limited ways) to Sections 197 and 198 of OCC (rape, sexual assault).
- 6) Total number of crimes under Chapter XXVII of NCC and Title VII–VIII in the Chapter XV of OCC.
- 7) Total number of crimes pursuant to Sections 290–291 of NCC and Sections 251–252, 254, 258/B (including paragraphs 3–4), 258/C of OCC.
- 8) Total number of crimes pursuant to Sections 293–294 of NCC and Sections 250, 253, 258/B (including paragraphs 1–2), 258/D of OCC.
- 9) Total number of crimes under Chapter XXXII of NCC and crimes pursuant to Sections 153 and 268–271/A of OCC.
- 10) Total number of crimes under Chapter XXXV of NCC and crimes pursuant to Sections 273 and 321–323 of OCC.
- 11) Total number of crimes under Chapter XXXVI of NCC and crimes pursuant to Sections 300/C (including paragraphs 3–4), 313/C (paragraphs 1–6), 316–320, 324–327 and 330/A of OCC.
- 12) Contains data of perpetrators whose sex and age was unknown.
- 13) Calculated data those contain durations between procedural deadlines independent from activities of proceeding authorities (for example suspension, postponement of the indictment).
- 14) The data refer to the state at the end of a given year.
- 15) The data are comparable only in restrictive ways because of the structural changes in budgets.
- 16) Number of the professional personnel.
- 17) Including cases of convicted persons in which the representation of the prosecution was taken over from a (substitute) private accuser.

Sources

Standard Criminal Statistics of Investigation Authorities and Prosecutors: *registered crimes and perpetrators*;

Representation of Prosecution Information System: *accused and convicted persons*; *Average duration (in days) of the main stages of criminal proceedings conducted against accused persons*.

Statistical tables of the Hungarian Prison Service National Headquarters: *number of persons in penal institutions*;

Data supplied by Hungarian National Police Headquarters, the Office of the Prosecutor General, the National Office for the Judiciary, the Hungarian Prison Service National Headquarters: *budget and personnel data*;