



# CRIMINALITY AND CRIMINAL JUSTICE

PUBLISHED BY  
**OFFICE OF THE PROSECUTOR GENERAL**  
HUNGARY, 2022

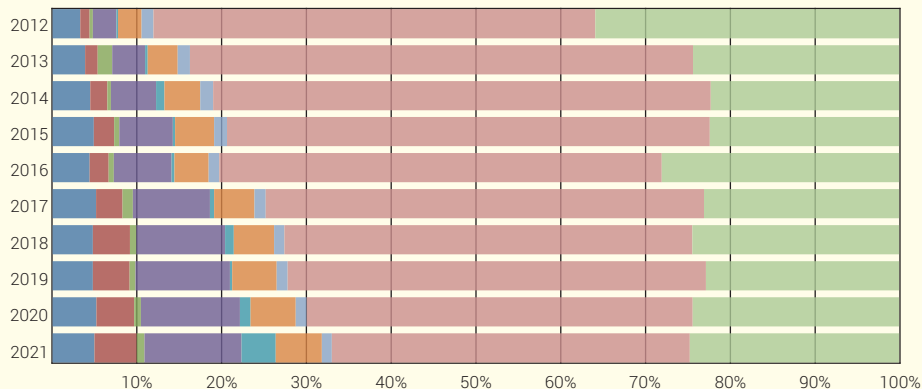
| <b>Registered crimes</b>   | <b>2012</b>    | <b>2013</b>    | <b>2014</b>    | <b>2015</b>    | <b>2016</b>    | <b>2017</b>    | <b>2018</b>    | <b>2019</b>    | <b>2020</b>    | <b>2021</b>    |
|--|----------------|----------------|----------------|----------------|----------------|----------------|----------------|----------------|----------------|----------------|
| <b>Total</b>   | <b>472 236</b> | <b>377 829</b> | <b>329 575</b> | <b>280 113</b> | <b>290 779</b> | <b>226 452</b> | <b>199 830</b> | <b>165 648</b> | <b>162 416</b> | <b>154 012</b> |
| <b>Crimes against life, limb and health<sup>1)</sup></b>                                     | <b>15 404</b>  | <b>14 523</b>  | <b>14 706</b>  | <b>13 684</b>  | <b>12 714</b>  | <b>11 630</b>  | <b>9 490</b>   | <b>7 900</b>   | <b>8 391</b>   | <b>7 641</b>   |
| homicide in the heat of passion  | 243            | 264            | 257            | 205            | 226            | 180            | 162            | 141            | 208            | 155            |
| causing bodily harm  | 13 992         | 13 398         | 13 498         | 12 609         | 11 609         | 10 726         | 8 642          | 7 095          | 7 449          | 6 830          |
| <b>Criminal offences endangering health<sup>2)</sup></b>                                     | <b>5 236</b>   | <b>5 556</b>   | <b>6 564</b>   | <b>6 715</b>   | <b>6 587</b>   | <b>7 063</b>   | <b>8 736</b>   | <b>7 171</b>   | <b>7 238</b>   | <b>7 669</b>   |
| abuse of narcotic drugs <sup>3)</sup>  | 5 214          | 5 445          | 6 159          | 6 059          | 6 032          | 6 544          | 8 146          | 6 566          | 6 518          | 7 004          |
| <b>Criminal offences against the freedom of sexual life and sexual morality<sup>4)</sup></b> | <b>1 875</b>   | <b>6 457</b>   | <b>1 395</b>   | <b>1 692</b>   | <b>1 700</b>   | <b>2 760</b>   | <b>1 544</b>   | <b>1 138</b>   | <b>1 324</b>   | <b>1 371</b>   |
| sexual violence <sup>5)</sup>  | 506            | 502            | 391            | 416            | 404            | 385            | 337            | 250            | 343            | 323            |
| <b>Traffic crimes</b>  | <b>13 084</b>  | <b>14 804</b>  | <b>17 637</b>  | <b>17 695</b>  | <b>19 830</b>  | <b>20 651</b>  | <b>20 922</b>  | <b>18 458</b>  | <b>18 975</b>  | <b>17 663</b>  |
| driving under the influence of alcohol or drugs  | 7 090          | 9 030          | 12 728         | 12 998         | 14 981         | 16 155         | 16 673         | 14 564         | 14 556         | 12 429         |
| <b>Corruption crimes<sup>6)</sup></b>  | <b>828</b>     | <b>1 105</b>   | <b>3 268</b>   | <b>761</b>     | <b>984</b>     | <b>1 123</b>   | <b>2 046</b>   | <b>460</b>     | <b>2 049</b>   | <b>6 219</b>   |
| active or passive bribery <sup>7)</sup>  | 518            | 394            | 1 684          | 351            | 78             | 50             | 146            | 115            | 38             | 119            |
| active or passive bribery of public officials <sup>8)</sup>                                  | 192            | 591            | 141            | 333            | 835            | 945            | 1 653          | 242            | 1 978          | 5 976          |
| <b>Criminal offences against public peace<sup>9)</sup></b>                                   | <b>13 207</b>  | <b>13 348</b>  | <b>13 909</b>  | <b>12 923</b>  | <b>11 739</b>  | <b>10 787</b>  | <b>9 550</b>   | <b>8 705</b>   | <b>8 680</b>   | <b>8 422</b>   |
| public nuisance  | 12 871         | 13 092         | 13 647         | 12 689         | 11 509         | 10 547         | 9 386          | 8 587          | 8 570          | 8 313          |
| <b>Violent criminal offences against property<sup>10)</sup></b>                              | <b>6 646</b>   | <b>5 562</b>   | <b>4 972</b>   | <b>4 258</b>   | <b>3 661</b>   | <b>2 990</b>   | <b>2 436</b>   | <b>2 190</b>   | <b>2 095</b>   | <b>1 793</b>   |
| robbery  | 3 036          | 2 298          | 1 954          | 1 443          | 1 141          | 853            | 710            | 637            | 616            | 543            |
| robbery of a vulnerable person   | 1 948          | 2 013          | 1 935          | 1 926          | 1 770          | 1 534          | 1 267          | 1 170          | 1 031          | 807            |
| <b>Criminal offences against property<sup>11)</sup></b>                                      | <b>246 474</b> | <b>224 453</b> | <b>193 797</b> | <b>159 736</b> | <b>152 006</b> | <b>117 261</b> | <b>96 340</b>  | <b>81 810</b>  | <b>74 053</b>  | <b>65 155</b>  |
| theft  | 184 896        | 167 656        | 141 625        | 111 446        | 92 149         | 78 311         | 62 349         | 55 059         | 48 627         | 40 852         |
| embezzlement   | 4 782          | 4 332          | 4 634          | 2 769          | 2 657          | 2 452          | 2 562          | 1 429          | 1 554          | 1 248          |
| fraud  | 36 911         | 37 345         | 33 362         | 31 976         | 43 383         | 22 197         | 19 180         | 14 350         | 12 026         | 12 755         |

| Registered perpetrators /<br>Perpetrators of crime |  | 2012          | 2013          | 2014          | 2015          | 2016          | 2017          | 2018          |                 | 2019             | 2020          | 2021          |  |
|--|--|---------------|---------------|---------------|---------------|---------------|---------------|---------------|-----------------|------------------|---------------|---------------|--|
|  |  |               |               |               |               |               |               |               | first half year | second half year |               |               |  |
| Registered perpetrators <sup>12)</sup>             |  | 108 306       | 109 876       | 108 466       | 101 494       | 100 933       | 92 896        | 87 733        |                 | 73 765           | 77 552        | 78 038        |  |
| Perpetrators of crime <sup>13)</sup>               |  |               |               |               |               |               |               |               | 58 437          | 136 669          | 138 950       | 146 688       |  |
| male   |  | 90 030        | 91 739        | 90 130        | 84 849        | 84 446        | 77 902        | 44 647        | 48 642          | 109 191          | 115 532       | 120 825       |  |
| 0–13 years   |  | 2 160         | 1 779         | 1 194         | 1 136         | 1 371         | 1 145         | 721           | 251             | 1 452            | 1 399         | 1 463         |  |
| 14–17 years  |  | 8 579         | 8 715         | 7 257         | 6 421         | 6 311         | 5 222         | 2 707         | 3 068           | 6 383            | 6 652         | 6 249         |  |
| 18–24 years  |  | 18 908        | 19 912        | 19 317        | 17 588        | 17 658        | 15 408        | 8 998         | 9 046           | 20 984           | 20 347        | 22 217        |  |
| 25 years and older                                 |  | 60 383        | 61 333        | 62 358        | 59 704        | 59 105        | 56 127        | 32 221        | 36 277          | 80 372           | 87 134        | 90 896        |  |
| female   |  | 18 276        | 18 027        | 17 640        | 16 576        | 16 440        | 14 957        | 8 788         | 9 790           | 27 448           | 23 371        | 25 811        |  |
| 0–13 years   |  | 444           | 375           | 293           | 239           | 291           | 264           | 152           | 49              | 372              | 328           | 291           |  |
| 14–17 years  |  | 1 837         | 1 758         | 1 531         | 1 451         | 1 364         | 1 270         | 698           | 647             | 1 480            | 1 410         | 1 415         |  |
| 18–24 years  |  | 2 960         | 2 955         | 3 021         | 2 805         | 2 675         | 2 407         | 1 428         | 1 630           | 3 508            | 3 638         | 3 845         |  |
| 25 years and older                                 |  | 13 035        | 12 939        | 12 793        | 12 080        | 12 108        | 11 016        | 6 510         | 7 464           | 22 088           | 17 995        | 20 260        |  |
| <b>Accused persons</b>                             |  | <b>2012</b>   | <b>2013</b>   | <b>2014</b>   | <b>2015</b>   | <b>2016</b>   | <b>2017</b>   | <b>2018</b>   |                 | <b>2019</b>      | <b>2020</b>   | <b>2021</b>   |  |
| <b>Total<sup>14)</sup></b>                         |  | <b>82 887</b> | <b>79 039</b> | <b>88 497</b> | <b>79 956</b> | <b>80 274</b> | <b>72 681</b> | <b>67 195</b> |                 | <b>68 125</b>    | <b>54 401</b> | <b>56 765</b> |  |
| <b>Types of indictment</b>                         | accusation                               | 74 189        | 67 485        | 73 967        | 69 195        | 65 576        | 60 174        | 57 773        |                 | 61 142           | 51 577        | 55 483        |  |
|  | punishment order (omission of the trial) | 14 702        | 12 608        | 14 561        | 15 130        | 14 693        | 14 872        | 15 829        |                 | 23 908           | 28 887        | 31 147        |  |
|  | arraignment                              | 8 694         | 11 548        | 14 528        | 10 761        | 14 698        | 12 507        | 9 421         |                 | 6 983            | 2 824         | 1 282         |  |
| <b>Final court decisions</b>                       | conviction                               | 75 533        | 74 249        | 83 697        | 76 394        | 77 023        | 70 006        | 64 970        |                 | 66 044           | 53 170        | 55 297        |  |
|  | acquittal                                | 3 957         | 3 032         | 3 074         | 2 142         | 2 053         | 1 571         | 1 246         |                 | 1 134            | 583           | 680           |  |
|  | termination of the procedure             | 3 397         | 1 758         | 1 726         | 1 420         | 1 198         | 1 104         | 979           |                 | 947              | 648           | 788           |  |
| <b>Convicted persons</b>                           |  | <b>2012</b>   | <b>2013</b>   | <b>2014</b>   | <b>2015</b>   | <b>2016</b>   | <b>2017</b>   | <b>2018</b>   |                 | <b>2019</b>      | <b>2020</b>   | <b>2021</b>   |  |
| <b>Total</b>                                       |  | <b>75 533</b> | <b>74 249</b> | <b>83 697</b> | <b>76 394</b> | <b>77 023</b> | <b>70 006</b> | <b>64 970</b> |                 | <b>66 044</b>    | <b>53 170</b> | <b>55 297</b> |  |
| <b>by age groups</b>                               |  |               |               |               |               |               |               |               |                 |                  |               |               |  |
| juvenile   |  | 5 268         | 5 605         | 5 970         | 5 149         | 4 598         | 3 884         | 3 507         |                 | 3 077            | 2 542         | 2 446         |  |
| adult  |  | 70 265        | 68 644        | 77 727        | 71 245        | 72 425        | 66 122        | 61 463        |                 | 62 967           | 50 628        | 52 851        |  |
| <b>by types of punishments</b>                     |  |               |               |               |               |               |               |               |                 |                  |               |               |  |
| life imprisonment                                  |  | 22            | 36            | 27            | 39            | 34            | 21            | 16            |                 | 25               | 13            | 20            |  |
| fixed-term imprisonment                            |  | 28 652        | 27 461        | 29 277        | 26 439        | 25 363        | 22 942        | 20 449        |                 | 20 217           | 15 725        | 17 808        |  |
| imprisonment to be served                          |  | 9 683         | 9 331         | 10 221        | 9 742         | 9 517         | 8 367         | 7 533         |                 | 7 494            | 5 360         | 6 440         |  |
| community service                                  |  | 12 209        | 13 548        | 15 032        | 12 940        | 12 526        | 10 926        | 9 358         |                 | 9 810            | 7 987         | 7 990         |  |
| fine   |  | 18 012        | 16 692        | 21 547        | 21 285        | 22 824        | 23 270        | 23 790        |                 | 25 483           | 22 378        | 22 701        |  |

| <b>Convicted persons</b>   | <b>2012</b>   | <b>2013</b>   | <b>2014</b>   | <b>2015</b>   | <b>2016</b>   | <b>2017</b>   | <b>2018</b>   | <b>2019</b>   | <b>2020</b>   | <b>2021</b>   |
|--|---------------|---------------|---------------|---------------|---------------|---------------|---------------|---------------|---------------|---------------|
| <b>Total</b>   | <b>75 533</b> | <b>74 249</b> | <b>83 697</b> | <b>76 394</b> | <b>77 023</b> | <b>70 006</b> | <b>64 970</b> | <b>66 044</b> | <b>53 170</b> | <b>55 297</b> |
| <i>of which: by types of crimes committed</i>  |               |               |               |               |               |               |               |               |               |               |
| <b>Crimes against life, limb and health<sup>1)</sup></b>                                     | <b>9 265</b>  | <b>9 213</b>  | <b>9 973</b>  | <b>9 166</b>  | <b>8 517</b>  | <b>7 638</b>  | <b>6 939</b>  | <b>6 667</b>  | <b>5 317</b>  | <b>5 401</b>  |
| homicide in the heat of passion  | 284           | 286           | 228           | 209           | 240           | 182           | 176           | 164           | 121           | 145           |
| causing bodily harm  | 8 525         | 8 450         | 9 300         | 8 550         | 7 877         | 7 046         | 6 379         | 6 047         | 4 801         | 4 883         |
| <b>Criminal offences endangering health<sup>2)</sup></b>                                     | <b>2 343</b>  | <b>2 242</b>  | <b>2 539</b>  | <b>2 817</b>  | <b>3 080</b>  | <b>3 209</b>  | <b>3 603</b>  | <b>4 586</b>  | <b>3 697</b>  | <b>3 966</b>  |
| abuse of narcotic drugs <sup>3)</sup>  | 2 327         | 2 210         | 2 474         | 2 631         | 2 895         | 3 010         | 3 319         | 4 239         | 3 358         | 3 577         |
| <b>Criminal offences against the freedom of sexual life and sexual morality<sup>4)</sup></b> | <b>586</b>    | <b>539</b>    | <b>621</b>    | <b>641</b>    | <b>771</b>    | <b>693</b>    | <b>655</b>    | <b>701</b>    | <b>528</b>    | <b>601</b>    |
| sexual violence <sup>5)</sup>  | 249           | 205           | 257           | 240           | 260           | 239           | 215           | 246           | 144           | 145           |
| <b>Traffic crimes</b>  | <b>9 536</b>  | <b>10 315</b> | <b>14 200</b> | <b>14 519</b> | <b>16 452</b> | <b>16 855</b> | <b>16 815</b> | <b>17 314</b> | <b>15 049</b> | <b>14 673</b> |
| driving under the influence of alcohol or drugs  | 7 262         | 8 320         | 12 073        | 12 576        | 14 507        | 14 939        | 14 974        | 15 315        | 13 424        | 12 515        |
| <b>Corruption crimes<sup>6)</sup></b>  | <b>228</b>    | <b>334</b>    | <b>273</b>    | <b>275</b>    | <b>351</b>    | <b>254</b>    | <b>250</b>    | <b>325</b>    | <b>227</b>    | <b>392</b>    |
| active or passive bribery <sup>7)</sup>  | 45            | 75            | 80            | 92            | 120           | 106           | 60            | 86            | 73            | 80            |
| active or passive bribery of public officials <sup>8)</sup>                                  | 139           | 203           | 149           | 119           | 172           | 108           | 159           | 191           | 104           | 253           |
| <b>Criminal offences against public peace<sup>9)</sup></b>                                   | <b>11 149</b> | <b>11 595</b> | <b>12 876</b> | <b>11 824</b> | <b>11 305</b> | <b>10 227</b> | <b>9 017</b>  | <b>9 405</b>  | <b>7 333</b>  | <b>7 554</b>  |
| public nuisance  | 11 059        | 11 525        | 12 782        | 11 746        | 11 223        | 10 148        | 8 932         | 9 339         | 7 286         | 7 498         |
| <b>Violent criminal offences against property<sup>10)</sup></b>                              | <b>2 800</b>  | <b>2 782</b>  | <b>3 224</b>  | <b>3 062</b>  | <b>2 763</b>  | <b>2 407</b>  | <b>2 063</b>  | <b>1 970</b>  | <b>1 398</b>  | <b>1 600</b>  |
| robbery  | 1 489         | 1 448         | 1 639         | 1 515         | 1 335         | 1 076         | 897           | 744           | 558           | 660           |
| robbery of a vulnerable person   | 235           | 278           | 400           | 444           | 499           | 618           | 633           | 710           | 508           | 563           |
| <b>Criminal offences against property<sup>11)</sup></b>                                      | <b>29 972</b> | <b>28 526</b> | <b>30 861</b> | <b>26 235</b> | <b>24 530</b> | <b>21 710</b> | <b>18 738</b> | <b>18 555</b> | <b>14 167</b> | <b>14 826</b> |
| theft  | 20 319        | 19 709        | 21 186        | 17 635        | 16 448        | 14 421        | 12 273        | 11 883        | 9 135         | 9 499         |
| embezzlement   | 1 846         | 1 751         | 2 001         | 1 506         | 1 518         | 1 239         | 1 053         | 1 062         | 851           | 838           |
| fraud  | 4 952         | 4 588         | 5 020         | 4 437         | 3 981         | 3 634         | 3 182         | 3 197         | 2 171         | 2 222         |

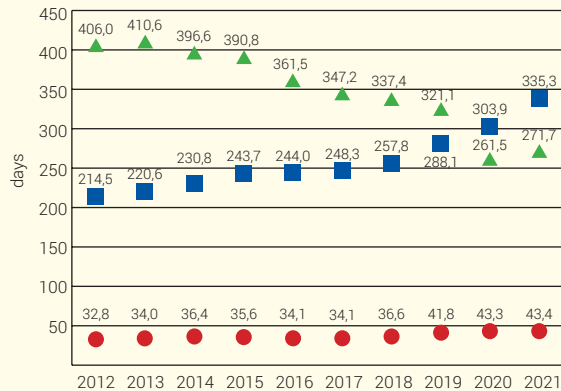
| <b>Persons in penal institutions<sup>15)</sup></b>                         | <b>2012</b>   | <b>2013</b>   | <b>2014</b>   | <b>2015</b>   | <b>2016</b>   | <b>2017</b>   | <b>2018</b>   | <b>2019</b>   | <b>2020</b>   | <b>2021</b>   |
|--|---------------|---------------|---------------|---------------|---------------|---------------|---------------|---------------|---------------|---------------|
| <b>Total</b>   | <b>17 179</b> | <b>17 841</b> | <b>17 890</b> | <b>17 449</b> | <b>17 658</b> | <b>17 343</b> | <b>16 303</b> | <b>16 334</b> | <b>16 752</b> | <b>18 623</b> |
| persons in pre-trial detention   | 4 888         | 5 053         | 4 400         | 3 978         | 3 646         | 3 401         | 2 694         | 2 709         | 3421          | 4 380         |
| convicted persons  | 11 981        | 12 391        | 13 073        | 13 027        | 13 519        | 13 390        | 13 038        | 12 987        | 12 547        | 12 867        |
| persons sentenced to compulsory psychiatric treatment                      | 182           | 183           | 151           | 162           | 165           | 185           | 179           | 188           | 198           | 251           |
| assigned to custody  | 128           | 214           | 224           | 239           | 328           | 367           | 392           | 450           | 586           | 1 125         |
| detainees  | –             | –             | –             | 43            | –             | –             | –             | –             | –             | –             |
| <b>Total expenditure in budget (HUF million)</b>                           | <b>2012</b>   | <b>2013</b>   | <b>2014</b>   | <b>2015</b>   | <b>2016</b>   | <b>2017</b>   | <b>2018</b>   | <b>2019</b>   | <b>2020</b>   | <b>2021</b>   |
| Police <sup>16)</sup>  | 264 047,3     | 235 753,8     | 299 286,2     | 370 593,4     | 415 971,4     | 496 685,8     | 542 820,5     | 498 944,0     | 483 865,6     | 470 079,5     |
| Prosecutorial bodies   | 36 869,6      | 39 677,5      | 38 256,4      | 38 982,4      | 41 423,2      | 45 883,8      | 49 438,6      | 50 087,0      | 51 800,7      | 56 629,8      |
| Judiciary  | 79 814,2      | 86 267,2      | 89 271,1      | 89 811,0      | 92 787,0      | 99 103,2      | 114 648,2     | 127 335,7     | 124 914,4     | 141 964,5     |
| Prison service   | 51 141,1      | 58 144,9      | 51 760,9      | 56 915,6      | 58 095,2      | 92 726,7      | 110 397,5     | 73 743,7      | 75 675,3      | 90 586,8      |
| <b>Number of personnel</b>   | <b>2012</b>   | <b>2013</b>   | <b>2014</b>   | <b>2015</b>   | <b>2016</b>   | <b>2017</b>   | <b>2018</b>   | <b>2019</b>   | <b>2020</b>   | <b>2021</b>   |
| Police <sup>17)</sup>  | 36 660        | 36 426        | 36 595        | 37 057        | 37 414        | 38 513        | 39 813        | 39 423        | 37 741        | 37 559        |
| Number of prosecutors <sup>18)</sup>                                       | 1 809         | 1 825         | 1 876         | 1 876         | 1 882         | 1 878         | 1 887         | 1 893         | 1 878         | 1 873         |
| Office of the Prosecutor General   | 98            | 109           | 113           | 108           | 106           | 108           | 110           | 112           | 111           | 112           |
| chief prosecution offices of appeal  | 37            | 39            | 39            | 40            | 38            | 35            | 41            | 32            | 34            | 29            |
| chief prosecution offices, district and district-level prosecution offices | 1 673         | 1 677         | 1 717         | 1 719         | 1 729         | 1 733         | 1 734         | 1 749         | 1 733         | 1 732         |
| Number of judges <sup>19)</sup>  | 2 875         | 2 910         | 2 932         | 2 895         | 2 902         | 2 986         | 2 984         | 2 975         | 2 995         | 2 944         |
| Curia (Supreme Court)  | 91            | 92            | 92            | 92            | 92            | 92            | 92            | 94            | 113           | 114           |
| regional courts of appeal  | 165           | 157           | 160           | 168           | 170           | 172           | 180           | 180           | 189           | 189           |
| tribunals and district courts  | 2 619         | 2 661         | 2 680         | 2 635         | 2 640         | 2 722         | 2 712         | 2 701         | 2 693         | 2 641         |
| criminal law area  | 1 092         | 943           | 1 034         | 1 066         | 1 091         | 1 089         | 1 092         | 1 077         | 1 072         | 1 058         |
| Prison Service personnel   | 8 329         | 8 001         | 8 487         | 8 785         | 8 856         | 11 391        | 11 391        | 11 391        | 11 391        | 11 358        |

## Registered crimes by the Chapters of the Criminal Code



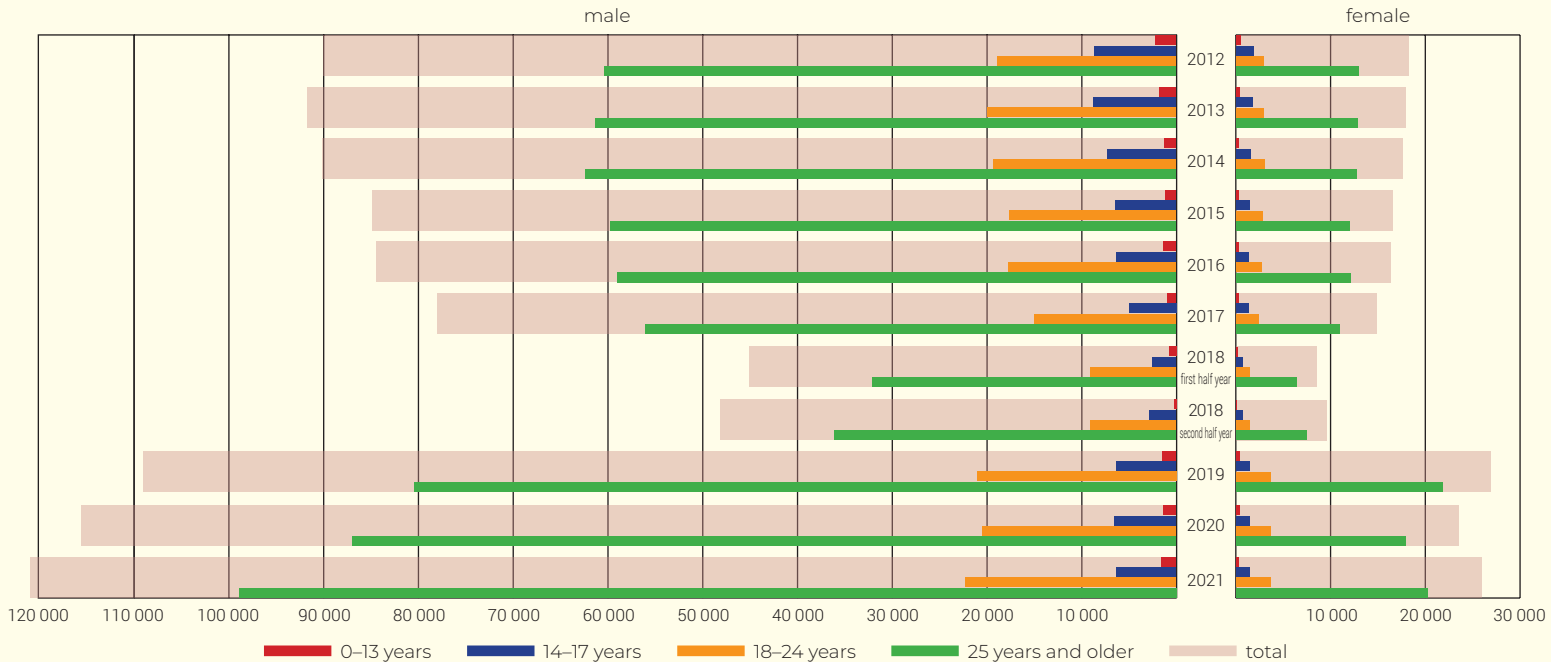
- Crimes against life, limb and health<sup>1)</sup>
- Criminal offences endangering health<sup>2)</sup>
- Criminal offences against the freedom of sexual life and sexual morality<sup>4)</sup>
- Traffic crimes
- Corruption crimes<sup>6)</sup>
- Criminal offences against public peace<sup>9)</sup>
- Violent criminal offences against property<sup>10)</sup>
- Criminal offences against property<sup>11)</sup>
- Other crimes

## Average duration (in days) of the main stages of criminal proceedings conducted against accused persons<sup>20)</sup>



- from the date of the decision on ordering an investigation to the date of receipt of documents at the prosecution service of first instance
- from the date of receipt of documents at the prosecution service of first instance to the date of indictment
- ▲ from the date of indictment to the date of the final court decision

# Registered perpetrators / Perpetrators of crime by sex and age groups



## Notes

- 1) Total number of crimes under Chapter XV of Act C of 2012 (hereinafter: NCC, by the New Criminal Code) and crimes under Title I in Chapter XII of Act IV of 1978 (hereinafter: OCC, by the Old Criminal Code).
- 2) Total number of crimes under Chapter XVII of NCC and crimes pursuant to Sections 265, 279, 282–283/B and 285 of OCC.
- 3) Total number of crimes pursuant to Sections 176–182 of NCC and Sections 282–282/C of OCC.
- 4) Total number of crimes under Chapter XIX of NCC and Title II in the Chapter XIV of OCC.
- 5) The data are grouped by the Section 197 of NCC, which are equivalent (in limited ways) to Sections 197 and 198 of OCC (rape, sexual assault).
- 6) Total number of crimes under Chapter XXVII of NCC and Title VII–VIII in the Chapter XV of OCC.
- 7) Total number of crimes pursuant to Sections 290–291 of NCC and Sections 251–252, 254, 258/B (including paragraphs 3–4), 258/C of OCC.
- 8) Total number of crimes pursuant to Sections 293–294 of NCC and Sections 250, 253, 258/B (including paragraphs 1–2), 258/D of OCC.
- 9) Total number of crimes under Chapter XXXII of NCC and crimes pursuant to Sections 153 and 268–271/A of OCC.
- 10) Total number of crimes under Chapter XXXV of NCC and crimes pursuant to Sections 273 and 321–323 of OCC.
- 11) Total number of crimes under Chapter XXXVI of NCC and crimes pursuant to Sections 300/C (including paragraphs 3–4), 313/C (paragraphs 1–6), 316–320, 324–327 and 330/A of OCC.
- 12) A person recorded as perpetrator of the registered crime, and considering the time of recording, the person is accounted for once in the given case. From 1 July 2018 the number of registered perpetrators can only be given as an anchor.
- 13) A person recorded as perpetrator of the registered crime, and considering the time of recording, the person is accounted for as many times as the number of the registered crimes (which can be more than one.) The comparability of the data of registered perpetrators and perpetrators of crime is limited. From 1 July 2018 the data regarding perpetrators can be subclassified under this category.
- 14) Total number of accused persons adjudicated by a final court decision. Including cases of accused persons in which the representation of the prosecution was taken over from a (substitute) private accuser.
- 15) The data refer to the state at December 31 of a given year.
- 16) The data are comparable only in restrictive ways because of the structural changes in budgets.
- 17) Number of the professional personnel. Data for years 2014–2019 include the number of professional personnel increased by the staff number of high schools for public order and security officials, registered by labour law and referring to the state at January 1 of the given year.
- 18) Including prosecutors assigned to the Ministry of Justice.
- 19) Excluding the number of judges assigned to the National Office for the Judiciary. The data of years 2014–2019 include the number of judges assigned to the National Office for the Judiciary as well.
- 20) The calculated data contain durations between procedural deadlines independent from activities of proceeding authorities (for example suspension, postponement of the indictment).

## Sources

Standard Criminal Statistics of Investigation Authorities and Prosecutors: *registered crimes and registered perpetrators/perpetrators of crimes*;

Representation of Prosecution Information System: *accused and convicted persons; Average duration (in days) of the main stages of criminal proceedings conducted against accused persons*;

Data supplied by the Office of the Prosecutor General, the National Office for the Judiciary, and the Ministry of Interior: *budget and personnel data*.