

# **CRIMINALITY AND CRIMINAL JUSTICE**

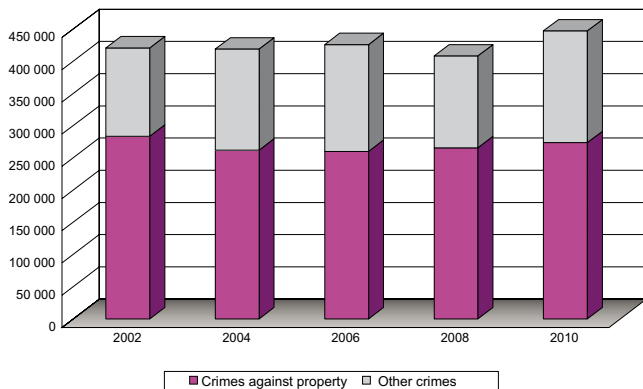
**2002–2010**



**PUBLISHED BY THE OFFICE  
OF THE PROSECUTOR GENERAL  
Hungary, 2011**

Crimes	2002	2004	2006	2008	2010
<b>Total recorded crimes</b>	420 782	418 883	425 941	408 407	447 186
<b>Crimes against property, total <sup>1/</sup></b>	283 664	262 082	260 147	265 755	273 613
of which:					
those not exceeding the value limit for petty offences <sup>2/</sup>	41 674	37 406	30 229	53 599	62 338
burglary	58 740	44 679	39 620	43 002	44 250
theft of a motor vehicle <sup>3/</sup>	20 036	17 319	15 172	16 539	17 900
theft from a motor vehicle	27 374	23 118	30 229	16 438	14 528
fraud	25 281	26 367	23 595	30 194	32 137
Forgeries <sup>4/</sup>	48 583	55 301	59 826	48 645	57 456
<b>Crimes involving direct attack against the person, total</b>	19 889	20 778	18 497	20 544	22 660
of which:					
homicide, including attempt	359	362	306	292	276
serious bodily harm, including attempt	11 510	12 553	11 551	12 792	14 334
kidnapping	15	19	13	11	18
rape <sup>5/</sup>	515	566	479	489	586
forcible homosexual contact <sup>6/</sup>	83	-	-	-	-
robbery <sup>7/</sup>	3 730	3 525	3 041	3 593	4 439
<b>Crimes involving violence and hooliganism</b>	31 213	33 366	29 728	33 035	38 445

Proportion of crimes against property within the criminality



<sup>1/</sup> Disregarding the damage caused by them.

<sup>2/</sup> From 1 st June 2007 the value limit for petty offences was raised to 20.000 HUF.

<sup>3/</sup> Unauthorized use of a vehicle also included.

<sup>4/</sup> Misuse of document and counterfeiting if individual identification marks also included.

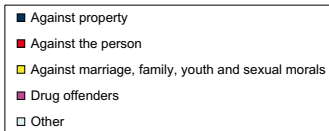
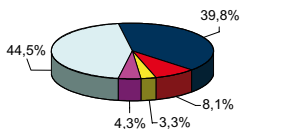
<sup>5/</sup> Other sexual assaults also included.

<sup>6/</sup> The offence has been deleted from the Criminal Code from 1st July 2003, according to the decision no. 37/2002 (IX. 4) of the Constitutional Court.


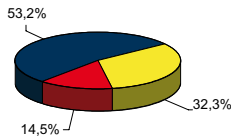
<sup>7/</sup> Robbery through inebriation also included.

Offenders	2002	2004	2006	2008	2010
<b>Recorded offenders, total</b>	121 885	130 182	124 171	116 584	122 529
<b>Crimes against property</b>	50 972	49 528	49 600	47 447	47 593
<u>of which:</u>					
theft	24 419	24 415	23 814	22 158	24 830
burglary	7 902	5 928	5 527	6 598	4 882
robbery <sup>1/</sup>	1 917	2 058	1 818	1 981	2 025
<b>Crimes against person</b>	8 784	9 453	8 563	10 000	12 966
<u>of which:</u>					
homicide	365	359	319	297	266
<b>Crimes against marriage, family, youth and sexual morals</b>	3 430	4 312	4 065	3 870	4 470
<u>of which:</u>					
crimes against sexual morals	735	718	585	658	633
<u>of which:</u>					
rape	160	147	108	108	121
<b>Drug offenders</b>	4 303	6 468	5 724	4 689	5 240
<b>Male offenders</b>	3 910	5 851	5 185	4 228	4 755
<u>of whom:</u>					
child (under the age of 14)	9	8	12	7	14
juvenile (14 to 18 years)	669	907	707	431	509
young adult (18 to 24 years)	2 270	3 337	2 897	2 085	2 239
adult	962	1 599	1 569	1 705	1 993
<b>Female offenders</b>	393	617	539	461	485
<u>of whom:</u>					
child (under the age of 14)	2	1	5	4	2
juvenile (14 to 18 years)	97	137	129	88	101
young adult (18 to 24 years)	211	326	271	220	199
adult	83	153	134	149	183

Ratio of offenders in regard to the crimes,  
5 years average



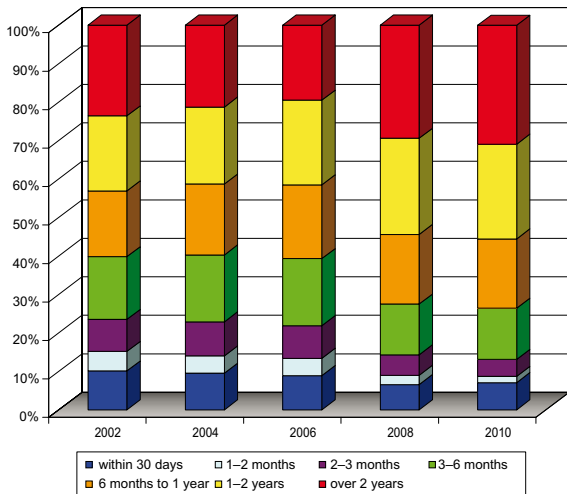
Age structure of drug offenders in the  
average of the last 5 years



<sup>1/</sup> Robbery through inebriation also included.

Accused persons	2002	2004	2006	2008	2010
<b>Accused persons, total</b>	106 843	102 919	102 946	91 530	91 073
of whom:					
accused by indictment <sup>1/</sup>	74 178	64 873	64 220	60 779	59 680
accused in accelerated proceedings	9 130	8 641	8 226	6 432	7 256
accused in procedure without court hearing	23 535	29 405	30 500	24 319	24 137
<b>Trials of first instance</b>	48 348	52 738	53 434	49 502	48 989
<b>Cases terminated with final sentences</b>					
Length of the criminal procedure in %:					
within 30 days	10,1	9,5	8,9	6,6	7,1
1–2 months	5,1	4,5	4,5	2,4	1,6
2–3 months	8,3	8,9	8,5	5,3	4,4
3–6 months	16,3	17,4	17,4	13,2	13,3
6 months to 1 year	17,1	18,4	19,2	18,1	18,0
1–2 years	19,5	20,0	22,0	25,0	24,6
over 2 years	23,6	21,3	19,5	29,4	30,9

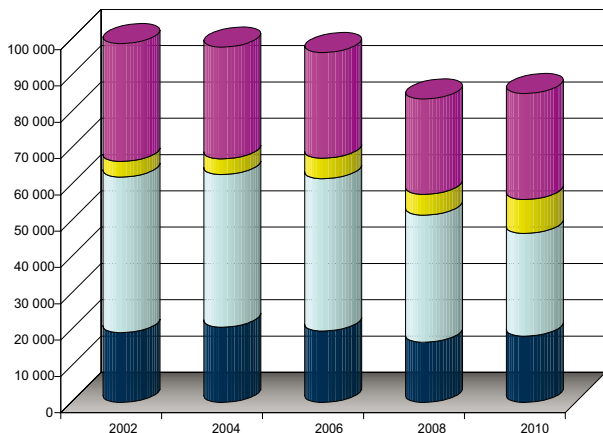
Length of the criminal proceedings from the beginning of the investigation to the final sentence



<sup>1/</sup> Due to amendments of the Act XIX of 1998 on the Criminal procedure, that became effective from 1st July 2003, some parts of data can not be compared to the ones of the previous years.

Convicted persons	2002	2004	2006	2008	2010
<b>Convicted persons, total</b>	98 858	98 013	96 434	83 528	86 198
<u>of whom:</u>					
adult	91 573	90 927	89 333	77 318	80 191
juvenile	7 285	7 086	7 101	6 210	6 007
<b>Sentenced to principal punishment</b>	79 611	77 202	76 778	67 007	67 569
<u>of which:</u>					
life imprisonment	10	22	14	9	25
fix term imprisonment	32 444	30 817	29 158	26 217	29 196
community work	4 263	4 334	5 639	5 750	9 361
fine	42 894	42 029	41 967	35 031	28 348

The evaluation punishments and measures (convicted persons)



- Fix term imprisonment
- Community work
- Fine
- Independently administered supplementary punishment, other measures

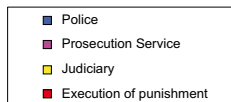
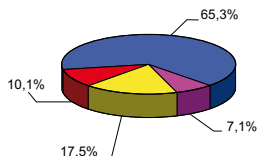
Convicted persons	2002	2004	2006	2008	2010
<b>Convicted persons, total</b>	98 858	98 013	96 434	83 528	86 198
<u>of whom:</u>					
Crimes against the person	7 691	8 102	7 452	6 728	12 921
Traffic crimes	17 126	17 763	17 675	14 854	12 470
Crimes against marriage, family, youth and sexual morals	2 243	2 685	2 840	2 587	3 267
<u>of whom:</u> crimes against sexual morals	639	726	672	508	609
Crimes against the purity of state administration, the administration of justice and public life	3 401	3 443	3 417	2 866	3 428
<u>of which:</u> corruption	410	327	364	177	314
Crimes against public order	19 764	20 646	21 434	18 347	27 909
<u>of which:</u> misuse of drugs	2 279	1 240	2 188	2 118	2 198
Economic crimes	4 986	5 711	5 813	4 707	6 366
Crimes against property, total	43 518	39 396	37 802	33 438	38 416
<u>of which:</u>					
theft, burglary	28 799	24 615	22 925	19 627	22 935
embezzlement	2 331	2 270	2 116	1 794	2 126
fraud	4 836	5 147	5 243	5 908	6 905
robbery	1 393	1 550	1 611	1 552	1 797
Other crimes	129	267	1	1	348
<b>Persons in custody</b>	<b>2002</b>	<b>2004</b>	<b>2006</b>	<b>2008</b>	<b>2010</b>
<b>Persons in custody, total</b>	18 455	16 152	13 863	12 792	12 099
<u>of whom:</u>					
in preliminary arrest	6 627	5 702	4 106	3 698	2 374
sentenced to imprisonment	11 828	10 450	9 757	9 094	9 725
<u>of whom:</u>					
Hungarian	11 426	10 149	9 459	8 836	9 510
European	370	268	259	216	202
African	6	7	10	6	2
Asian	22	21	28	36	11
Others	4	5	1	0	0
<b>Supplementary punishments, other measures</b>	<b>2002</b>	<b>2004</b>	<b>2006</b>	<b>2008</b>	<b>2010</b>
<b>Independently imposed supplementary punishments or other measures</b>	19 257	20 784	19 704	16 602	18 255
<b>Supplementary punishments or other measures imposed with principal punishments</b> <sup>1/; 2/</sup>	10 370	30 064	31 031	28 813	25 325
<u>of which:</u>					
supervision by probation officer	6 254	2 188	2 584	2 553	2 964
expulsion	870	859	685	412	224
forfeiture of assets	4	118	339	741	1 710
confiscation	3 000	2 878	3 507	2 879	3 176

<sup>1/</sup> Figures after year 2003 comprehend the numbers of prohibition from public affairs and of prohibition from driving vehicles.

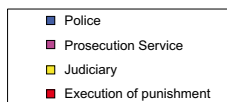
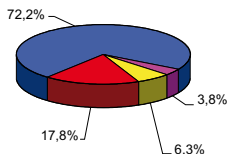
<sup>2/</sup> Figures after year 2005 comprehend the supplementary punishments applied by the Military Prosecution Offices.

Budget (in million HUF)	2002	2004	2006	2008	2010
<b>1./ Budget of the Police</b> <sup>1/</sup>	154 700,5	164 268,8	187 584,9	245 592,2	263 381,5
<b>2./ Budget of the Public Prosecution Service</b>	16 053,3	27 649,3	29 149,7	29 997,7	28 532,3
<b>3./ Budget of the Judiciary</b>	37 636,5	69 141,0	69 793,1	72 268,6	70 442,3
- Supreme Court	1 707,6	2 332,6	2 432,8	2 425,3	2 467,7
- Regional Courts <sup>2/</sup>	-	3 796,5	4 142,3	4 135,1	4 137,3
- County (Capital) and local courts	35 928,9	63 011,9	63 218,0	65 708,2	63 837,3
<b>4./ Budget of the penitentiary establishments</b>	37 989,4	38 898,6	39 329,3	38 779,0	40 781,5

Composition of budget expenditure in 2010



Composition of the personnel in 2010



<sup>1/</sup> Due to the structural changes in the budget, there might be differences in the data specified for each year.

<sup>2/</sup> Regional Courts started their activities from 1st July 2003.

Personnel	2002	2004	2006	2008	2010
<b>1./ Personnel of the Police <sup>1/</sup></b>					
number	28 996	29 516	28 636	33 698	33 450
per cent	100,0	101,8	98,8	116,2	115,4
<b>2./ Personnel of the Public Prosecution Service</b>					
a./ Office of the Prosecutor General	122	112	112	111	106
b./ Regional Prosecution Offices <sup>2/</sup>	0	33	35	36	38
c./ County (Capital) and local prosecution offices	1 673	1 751	1 803	1 783	1 597
d./ Total number	1 795	1 896	1 950	1 930	1 741
per cent	100,0	105,6	108,6	107,5	97,0
<b>3./ Personnel of the Judiciary</b>					
a./ Supreme Court	108	81	82	85	91
b./ Regional Courts <sup>3/</sup>	0	162	162	163	165
c./ County (Capital) and local courts	2 454	2 568	2 574	2 608	2 650
of which: dealing with criminal cases	837	899	950	976	992
d./ Total number	2 562	2 811	2 818	2 856	2 906
of which: dealing with criminal cases	864	965	1 015	1 040	1 059
per cent (total)	100,0	109,7	110,0	111,5	113,4
per cent (criminal cases)	100,0	107,4	113,5	116,6	118,5
<b>4./ Personnel of the penitentiary establishments</b>					
number	6 224	7 500	7 217	7 941	8 236
per cent	100,0	120,5	116,0	127,6	132,3

## Sources

Unified Criminal Statistics of the Investigation Authorities and the Public Prosecution

Egységes nyomozó hatósági és ügyészégi bűnügyi statisztika, ENYÜBS; OSAP 1228. nyt. sz.

Data Survey on Prosecutorial Activities before Criminal Courts

Vadképviseleti Informatikai Rendszer (VIR), OSAP 1523. nyt. sz.

Adult and Juvenile Defendants in Cases Completed with Final Sentence

A jogerős határozattal befejezett büntetőeljárások fiatal- és felnőttkorú vádlottjai, OSAP 1294-1295. nyt. sz.

Acts on the National Budget (Act CXXV of 1999, Act of CXXXIII 2001, Act CXVI of 2003

Act CLIII of 2005 and Act CLXIX of 2007)

Az 1999. évi CXXXV. tv., a 2001. évi CXXXIII. tv., a 2003. évi CXVI. tv., a 2005. évi CLIII. tv. és a 2007. évi

CLXIX. tv. (Költségvetési törvények)

Communique on the Personnel of the Ministry of Interior and Ministry of Justice and Law Enforcement

A Belügyminisztérium, illetve az Igazságügyi és Rendészeti Minisztérium személyügyi tájékoztatója

Communique on the Personnel of the Office of the Prosecutor General

Legfőbb Ügyészség személyügyi tájékoztatója

Communique on the Personnel of the Supreme Court

Legfelsőbb Bíróság személyügyi tájékoztatója

Data of the National Police Headquarter

Országos Rendőr-főkapitányság adatai

<sup>1/</sup> Actual professional staff.

<sup>2/</sup> Regional Prosecution Offices started their activities from 1st July 2003.

<sup>3/</sup> Regional Courts started their activities from 1st July 2003.