

CRIMINALITY AND CRIMINAL JUSTICE

2005–2013

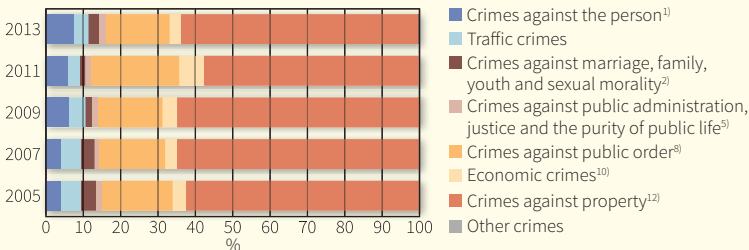


**Published by
the Office of the Prosecutor General**

Hungary, 2014

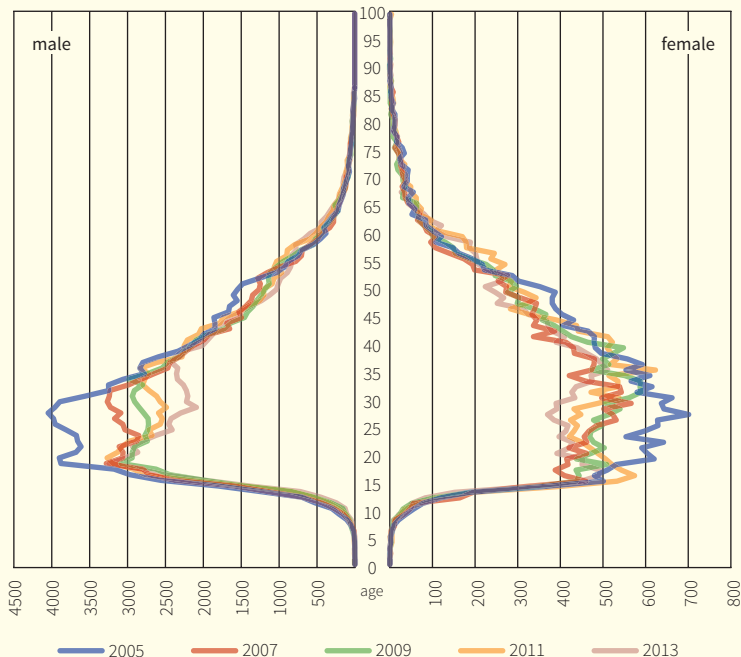
Registered crimes	2005	2007	2009	2011	2013
Total	436 522	426 914	394 034	451 371	377 829
<i>of which:</i>					
Crimes against the person¹⁾	17 772	17 100	23 901	27 184	28 442
<i>of which:</i>					
homicide	347	332	304	328	264
serious bodily harm	12 674	11 454	12 828	14 241	13 398
Traffic crimes	22 826	23 006	17 664	14 001	14 804
<i>of which:</i>					
driving under the influence of alcohol or drugs	14 586	14 327	11 113	7 783	9 030
Crimes against marriage, family, youth and sexual morality²⁾	17 717	15 285	6 582	6 235	10 667
<i>of which:</i>					
sexual violence ³⁾	642	468	525	462	502
endangering of a Minor ⁴⁾	2 039	1 785	1 979	2 019	1 575
Crimes against public administration, justice and the purity of public life⁵⁾	6 376	4 918	6 376	6 716	6 462
<i>of which:</i>					
corruption crimes ⁵⁾	958	350	964	740	1 105
offences against public officials ⁷⁾	951	930	1 040	1 095	1 090
Crimes against public order⁸⁾	83 105	75 661	68 277	106 968	65 099
<i>of which:</i>					
public nuisance	10 911	9 414	10 384	12 724	13 092
misuse of narcotic drugs ⁹⁾	7 622	4 672	4 823	5 982	5 445
Economic crimes¹⁰⁾	15 911	12 634	15 236	29 873	11 390
<i>of which:</i>					
counterfeiting currency ¹¹⁾	3 851	2 976	1 964	1 390	920
Crimes against property¹²⁾	272 814	278 309	255 593	259 511	240 368
<i>of which:</i>					
theft	177 802	173 869	162 945	182 073	167 657
embezzlement	4 409	3 629	4 341	4 054	4 332
fraud	22 431	41 250	29 555	27 906	37 345
robbery	2 982	3 119	3 159	3 203	2 298

Registered crimes by the Chapters of the Criminal Code



Registered perpetrators	2005	2007	2009	2011	2013
Total	140 211	121 561	120 083	120 529	109 876
<i>of which:</i>					
male	117 271	102 781	97 510	99 967	91 739
<i>of which:</i>					
0–13 years	3 182	2 861	2 146	2 233	1 779
14–17 years	10 515	9 487	8 519	9 338	8 715
18–24 years	26 219	21 278	20 113	21 026	19 912
25 years and older	77 355	69 155	66 732	67 370	61 333
female	22 665	18 589	19 793	20 558	18 027
<i>of which:</i>					
0–13 years	515	526	427	482	375
14–17 years	1 847	1 570	1 659	2 040	1 758
18–24 years	4 139	3 100	3 341	3 289	2 955
25 years and older	16 164	13 393	14 366	14 747	12 939

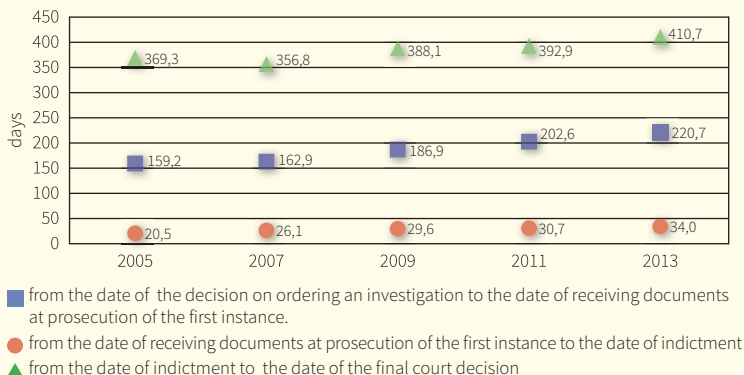
Age distribution of registered perpetrators in years 2005, 2007, 2009, 2011, 2013



Accused persons	2005	2007	2009	2011	2013
Total¹³⁾	104 739	93 961	91 263	93 592	79 186
<i>of which: by types of indictment</i>					
accusation, motion for prosecution	95 407	86 947	84 932	85 355	67 632
<i>of which:</i>					
omission of the trial	23 990	21 557	18 658	17 926	12 619
arraignment	9 332	7 007	6 327	8 237	11 548
<i>of which: by types of the final court decision</i>					
conviction	98 628	87 595	86 128	88 403	74 392
acquittal	3 537	3 588	3 002	3 030	3 034
termination of the procedure	2 574	2 778	2 133	2 159	1 760

Convicted persons	2005	2007	2009	2011	2013
Total	98 628	87 595	86 128	88 403	74 392
<i>of which:</i>					
juvenile	6 884	6 206	6 305	6 301	5 623
adult (18 years and older)	91 744	81 389	79 823	82 102	68 769
by types of punishments					
<i>of which:</i>					
life imprisonment	6	14	12	11	36
fix-term imprisonment	29 789	26 350	27 916	32 089	27 542
<i>of which:</i>					
sentenced to serve imprisonment	9 847	8 823	9 406	10 509	9 368
community service work	4 949	5 403	6 797	12 126	13 568
fine	45 282	41 241	36 276	24 485	16 725

Average duration (in days) of the main stages of criminal proceedings

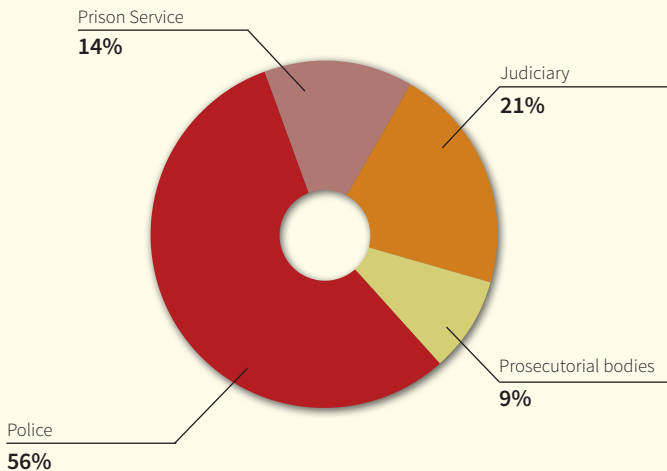


Convicted persons	2005	2007	2009	2011	2013
Total	98 628	87 595	86 128	88 403	74 392
<i>of which:</i>					
Crimes against the person¹⁾	12 122	10 478	11 890	13 433	12 313
<i>of which:</i>					
homicide	301	266	270	221	287
serious bodily harm	9 642	8 400	8 737	9 457	8 467
Traffic crimes	18 571	18 109	14 738	11 239	10 327
<i>of which:</i>					
driving under the influence of alcohol or drugs	13 666	13 592	11 026	8 589	8 327
Crimes against marriage, family, youth and sexual morality²⁾	3 059	2 945	3 137	3 537	3 029
<i>of which:</i>					
sexual violence ³⁾	301	258	259	214	205
endangering of a Minor ⁴⁾	985	940	908	1 066	912
Crimes against public administration, justice and the purity of public life⁵⁾	4 139	3 557	3 439	3 889	3 467
<i>of which:</i>					
corruption crimes ⁶⁾	476	364	224	310	334
offences against public officials ⁷⁾	768	727	903	971	929
Crimes against public order⁸⁾	28 617	26 349	26 333	27 667	24 344
<i>of which:</i>					
public nuisance	11 065	9 635	10 214	11 526	11 550
misuse of narcotic drugs ⁹⁾	1 907	2 357	2 332	2 455	2 215
Economic crimes¹⁰⁾	6 644	5 562	5 956	6 097	3 083
<i>of which:</i>					
counterfeiting currency ¹¹⁾	121	109	134	254	144
Crimes against property¹²⁾	43 269	37 289	38 060	40 126	31 296
<i>of which:</i>					
theft	26 044	22 260	22 264	23 947	19 756
embezzlement	2 494	2 055	2 113	2 204	1 959
fraud	5 608	5 584	6 606	6 813	4 602
robbery	1 803	1 489	1 765	1 682	1 452

Persons in penal institutions¹⁴⁾	2005	2007	2009	2011	2013
Total	15 720	14 331	15 360	17 210	17 841
<i>of which:</i>					
persons in pre-trial detention	3 981	3 822	4 502	4 875	5 053
convicted persons	11 469	10 259	10 590	12 028	12 391
persons sentenced to involuntary treatment	198	177	186	180	183
assigned to custody	66	73	82	127	214
detainees	6	–	–	–	–

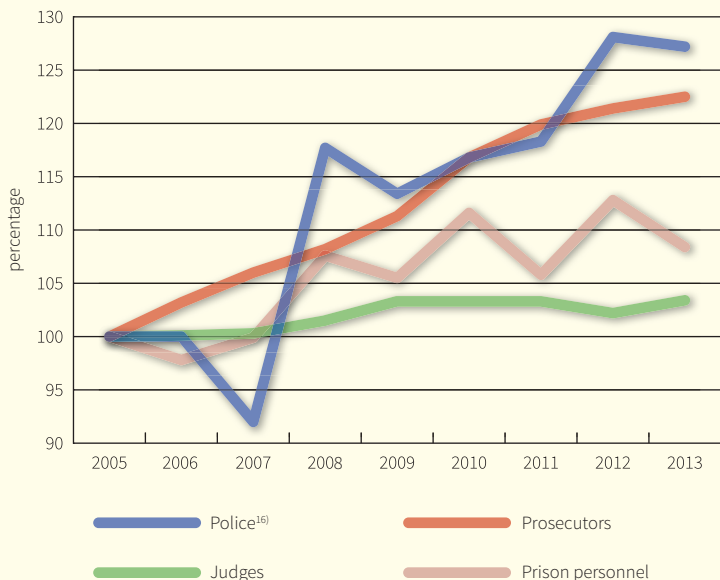
Total expenditure in budget (HUF million)	2005	2007	2009	2011	2013
Police ¹⁵⁾	167 567,3	204 788,4	243 449,7	228 021,2	235 753,8
Prosecutorial bodies	29 157,0	29 822,0	29 973,9	30 613,6	39 677,5
Judiciary	69 581,2	70 280,3	70 235,2	74 838,3	86 267,2
of which:					
Curia (Supreme Court)	2 505,6	2 488,1	2 478,9	2 503,5	2 698,0
regional courts of appeal	4 236,8	4 156,9	4 252,7	4 107,7	4 133,0
tribunals and district courts	62 838,8	63 635,3	63 503,6	68 227,1	79 436,2
Prison Service	38 749,8	41 016,4	43 843,4	48 489,2	58 144,9

Total expenditure in budget by organisations of criminal justice in year 2013



Number of personnel	2005	2007	2009	2011	2013
Police ¹⁶⁾	28 627	26 334	32 474	33 862	36 426
Number of prosecutors	1 490	1 580	1 658	1 786	1 825
<i>of which:</i>					
Office of the Prosecutor General	113	108	111	100	109
chief prosecution offices of appeal	35	36	37	35	39
chief prosecution offices, district prosecution offices	1 342	1 436	1 510	1 651	1 677
Number of judges	2 814	2 823	2 908	2 906	2 910
<i>of which:</i>					
Curia (Supreme Court)	81	82	97	91	92
regional courts of appeal	162	162	163	165	157
tribunals and district courts	2 571	2 579	2 648	2 650	2 661
<i>of which:</i>					
criminal law area	1 000	1 017	1 064	1 059	943
Prison Service personnel	7 382	7 372	7 786	7 811	8 001

Changes in number of personnel (2005 = 100%)



Notes:

- ¹⁾ The data refer to the grouping of the Act C of 2012 (*hereinafter: New Criminal Code*), accordingly these refer to Chapters XV–XVI, XVIII and XXI of the Act IV of 1978 (*hereinafter: Old Criminal Code*). Thereby the data of *Illicit Possession of Private Information* (Section 178/A) are subtracted from ones connected with the Old Criminal Code. Those types of the *Coercion* (Section 174 of the *Old Criminal Code*) committed sexually have not yet been a part of this category. Since it is not possible to delineate the latter ones for methodological reasons, these data are comparable only under restrictive conditions.
- ²⁾ The data are grouped by Chapters XIX and XX of the New Criminal Code which are equivalent to crimes in Chapter XIV of the Old Criminal Code.
- ³⁾ The data are grouped by the Section 197 of the New Criminal Code, which are equivalent (in limited ways) to Sections 197 and 198 of the Old Criminal Code (*Rape, Sexual assault*).
- ⁴⁾ The data are the total of Sections 208–210 (*Endangering of a Minor, Child labor, Preventing the Exercise of Visitation Rights*) of the New Criminal Code, which are equivalent to Section 195 (*Endangering of a Minor*) of the Old Criminal Code.
- ⁵⁾ The data are grouped by Chapters XXV–XXIX and XXXIV of the New Criminal Code. In such ways, the data of the *Violation of Legal Liabilities Relating to the Keeping of Dangerous Dogs* (Section 266), *Unlawful Gambling Operations* (Section 267), *Violation of Epidemic Control Regulations* (Section 284) are added to the data of the Old Criminal Code.
- ⁶⁾ The data are selected according to Chapter XXVII of the New Criminal Code, which are equivalent to the crimes under Titles VII–VIII in Chapter XV of the Old Criminal Code (*Crimes against Public and International Justice*).
- ⁷⁾ The data are selected according to Chapter XXIX of the New Criminal Code, which are equivalent to the crimes under Title V in Chapter XV of the Old Criminal Code.
- ⁸⁾ The data are selected according to Chapters XVII, XXIII and XXX–XXXIII of the New Criminal Code. It is, the data of *Violation of Legal Liabilities Relating to the Keeping of Dangerous Dogs* (Section 266), *Unlawful Gambling Operations* (Section 267) *Violation of Epidemic Control Regulations* (Section 284) and *Vigilantism* (Section 273) are subtracted from the data of the Old Criminal Code. However, the data of *Incitement to War* (Section 153) are added to data of the Old Criminal Code.
- ⁹⁾ The data are selected according to crimes under Sections 176–182 of the New Criminal Code (*Drug trafficking, Possession of Narcotic Drugs, Inciting substance abuse, Aiding in the Manufacture or Production of Narcotic Drugs*), which are equivalent to crimes under Sections 282 and 282/A–C of the Old Criminal Code.
- ¹⁰⁾ The data are selected according to Chapters XXXVIII–XLIII of the New Criminal Code. In such ways, the data of *Criminal Conduct for Breaching Computer Systems and Computer Data* (paragraphs (3) and (4) in Section 300/C) and *Cash-Substitute Payment Instrument Fraud* (paragraphs (1)–(6) in Section 313/C) are subtracted from, however, the data of *Concealment of Assets and Illicit Possession of Private Information* (Sections 330 and 178/A) are added to the data of the Old Criminal Code.
- ¹¹⁾ The data are grouped by Section 389 of the New Criminal Code, which are equivalent to Sections 304 and 306 of the Old Criminal Code.
- ¹²⁾ The data are selected according to Chapters XXXV–XXXVII of the New Criminal Code. Therefore the data of *Concealment of Assets* (Section 330) are subtracted from, however, the data of *Vigilantism* (Section 273), *Criminal Conduct for Breaching Computer Systems and Computer Data* (paragraphs 3 and 4 in Section 300/C) and *Cash-Substitute Payment Instrument Fraud* (paragraphs 1–6 in Section 313/C) are added to the data of the Old Criminal Code.
- ¹³⁾ Including cases of convicted persons in which the representation of the prosecution was taken over from a (substitute) private accuser.
- ¹⁴⁾ The data refer to the state at the end of a given year.
- ¹⁵⁾ The data are comparable only in restrictive ways because of the structural changes in budgets.
- ¹⁶⁾ Number of the professional personnel.

Sources:

Standard Criminal Statistics of Investigation Authorities and Prosecutors: *registered crimes and perpetrators*;
Representation of Prosecution Information System: *accused and convicted persons*;
Statistical tables of the Hungarian Prison Service National Headquarters: *number of persons in penal institutions*;
Data supplied by the Hungarian National Police Headquarters, the Office of the Prosecutor General, the National Office of the Judiciary, Hungarian Prison Service National Headquarters: *budget and personnel data*.