

CRIMINALITY AND CRIMINAL JUSTICE

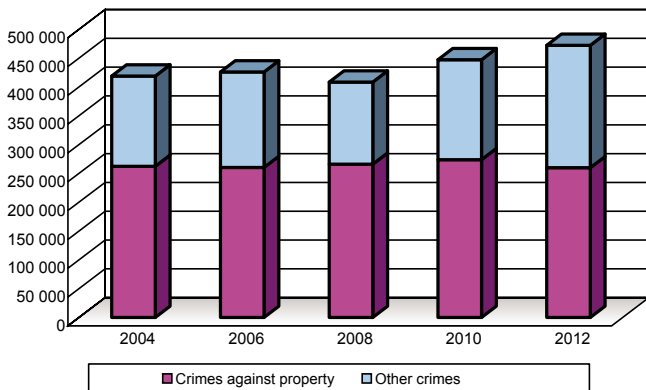
2004–2012



PUBLISHED BY THE OFFICE
OF THE PROSECUTOR GENERAL
Hungary, 2013

Crimes	2004	2006	2008	2010	2012
Total recorded crimes	418 883	425 941	408 407	447 186	472 236
Crimes against property, total¹⁾	262 082	260 147	265 755	273 613	259 617
<u>of which:</u>					
those not exceeding the value limit for petty offences ²⁾	37 406	30 229	53 599	62 338	95 067
burglary	44 679	39 620	43 002	44 250	46 857
theft of a motor vehicle ³⁾	17 319	15 172	16 539	17 900	21 821
theft from a motor vehicle	23 118	30 229	16 438	14 528	12 924
fraud	26 367	23 595	30 194	32 137	36 911
Forgeries ⁴⁾	55 301	59 826	48 645	64 965	112 548
Crimes involving direct attack against the person, total	20 778	18 497	20 544	22 660	22 964
<u>of which:</u>					
homicide, including attempt	362	306	292	276	221
serious bodily harm, including attempt	12 553	11 551	12 792	14 334	13 683
kidnapping	19	13	11	18	9
rape ⁵⁾	566	479	489	586	506
robbery ⁶⁾	3 525	3 041	3 593	4 439	4 984
Crimes involving violence and hooliganism	33 366	29 728	33 035	38 445	37 368

Proportion of crimes against property within criminality



¹⁾ Disregarding the damage caused by them.

²⁾ From 1 st June 2007 the value limit for petty offences was raised to 20.000 HUF.

³⁾ Unauthorized use of a vehicle also included.

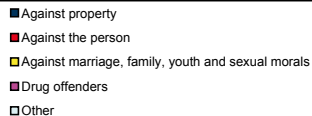
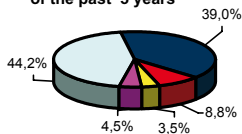
⁴⁾ Misuse of document and counterfeiting of personal identification marks also included.

⁵⁾ Other sexual assaults also included.

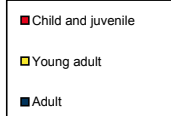
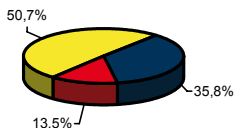
⁶⁾ Robbery through inebriation also included.

Offenders	2004	2006	2008	2010	2012
Recorded offenders, total	130 182	124 171	116 584	122 529	100 239
Crimes against property	49 528	49 600	47 447	47 593	37 672
<u>of which:</u>					
theft	24 415	23 814	22 158	24 830	19 981
burglary	5 928	5 527	6 598	4 882	4 664
robbery ¹⁾	2 058	1 818	1 981	2 025	1 572
Crimes against person	9 453	8 563	10 000	12 966	11 063
<u>of which:</u>					
homicide	359	319	297	266	244
Crimes against marriage, family, youth and sexual morals	4 312	4 065	3 870	4 470	3 929
<u>of which:</u>					
crimes against sexual morals	718	585	658	633	604
<u>of which:</u>					
rape	147	108	108	121	93
Drug offenders	6 468	5 724	4 689	5 240	4 770
Male offenders	5 851	5 185	4 228	4 755	4 312
<u>of whom:</u>					
child (under the age of 14)	8	12	7	14	9
juvenile (14 to 18 years)	907	707	431	509	443
young adult (18 to 24 years)	3 337	2 897	2 085	2 239	1 881
adult	1 599	1 569	1 705	1 993	1 979
Female offenders	617	539	461	485	458
<u>of whom:</u>					
child (under the age of 14)	1	5	4	2	4
juvenile (14 to 18 years)	137	129	88	101	110
young adult (18 to 24 years)	326	271	220	199	185
adult	153	134	149	183	159

Ratio of offenders with regard to the crimes committed in the average of the past 5 years



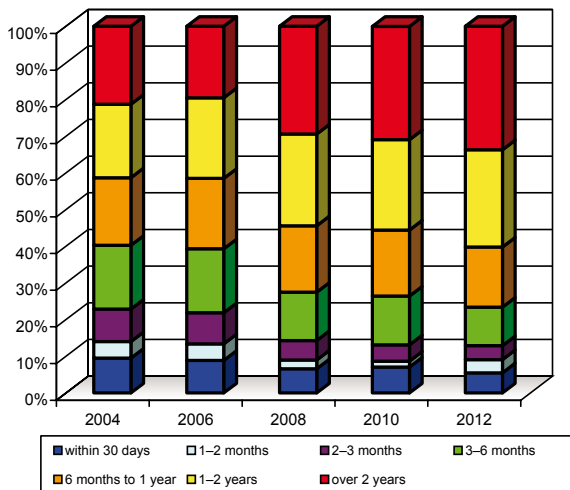
Age structure of drug offenders in the average of the past 5 years



¹⁾ Robbery through inebriation also included.

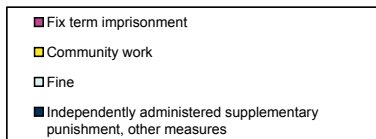
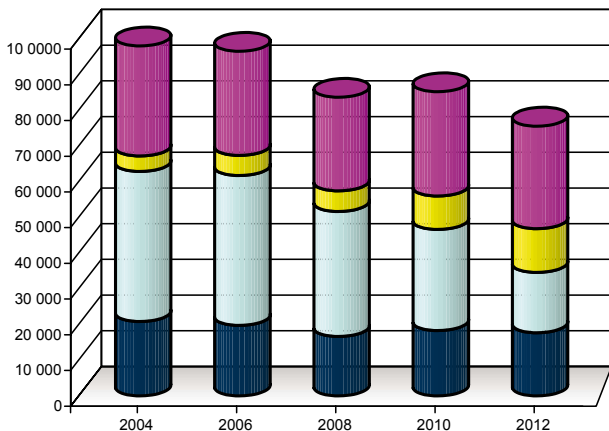
Accused persons	2004	2006	2008	2010	2012
Accused persons, total	102 919	102 946	91 530	91 073	83 053
<u>of whom:</u>					
accused by indictment	64 873	64 220	60 779	59 680	54 681
accused in accelerated proceedings	8 641	8 226	6 432	7 256	8 706
accused in procedure without court hearing	29 405	30 500	24 319	24 137	19 662
Trials of first instance	52 738	53 434	49 502	48 989	48 645
Cases terminated with final sentences					
Length of the criminal procedure in %:	74 852	76 731	91 530	91 073	83 053
within 30 days	9,5	8,9	6,6	7,1	5,5
1–2 months	4,5	4,5	2,4	1,6	3,6
2–3 months	8,9	8,5	5,3	4,4	3,8
3–6 months	17,4	17,4	13,2	13,3	10,5
6 months to 1 year	18,4	19,2	18,1	18,0	16,4
1–2 years	20,0	22,0	25,0	24,6	26,5
over 2 years	21,3	19,5	29,4	30,9	33,7

Length of the criminal proceedings from the beginning of the investigation to the final sentence



Convicted persons	2004	2006	2008	2010	2012
Convicted persons, total	98 013	96 434	83 528	86 198	80 981
<u>of whom:</u>					
adult	90 927	89 333	77 318	80 191	75 702
juvenile	7 086	7 101	6 210	6 007	5 279
Sentenced to principal punishment	77 202	76 778	67 007	67 569	58 020
<u>of which:</u>					
life imprisonment	22	14	9	25	22
fix term imprisonment	30 817	29 158	26 217	29 196	28 729
community work	4 334	5 639	5 750	9 361	12 228
fine	42 029	41 967	35 031	28 348	16 880


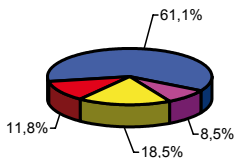
The evaluation of punishments and measures (convicted persons)




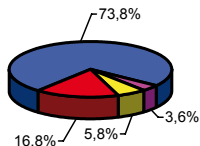
Convicted persons	2004	2006	2008	2010	2012
Convicted persons, total	98 013	96 434	83 528	86 198	80 981
<u>of whom:</u>					
Crimes against the person	8 102	7 452	6 728	12 921	12 078
Traffic crimes	17 763	17 675	14 854	12 470	9 559
Crimes against marriage, family, youth and sexual morals	2 685	2 840	2 587	3 267	3 104
<u>of whom:</u>					
crimes against sexual morals	726	672	508	609	561
Crimes against state administration, the administration of justice and public justice	3 443	3 417	2 866	3 428	3 712
<u>of which:</u>					
corruption	327	364	177	314	200
Crimes against public order	20 646	21 434	18 347	27 909	25 171
<u>of which:</u>					
misuse of drugs	1 240	2 188	2 118	2 198	2 501
Economic crimes	5 711	5 813	4 707	6 366	4 029
Crimes against property, total	39 396	37 802	33 438	38 416	32 814
<u>of which:</u>					
theft, burglary	24 615	22 925	19 627	22 935	21 034
embezzlement	2 270	2 116	1 794	2 126	1 933
fraud	5 147	5 243	5 908	6 905	5 106
robbery	1 550	1 611	1 552	1 797	1 495
Other crimes	267	1	1	348	2
Persons in custody	2004	2006	2008	2010	2012
Persons in custody, total	16 152	13 863	12 792	12 099	12 017
<u>of which:</u>					
in preliminary arrest	5 702	4 106	3 698	2 374	2 500
sentenced to imprisonment	10 450	9 757	9 094	9 725	9 517
<u>of which:</u>					
Hungarian	10 149	9 459	8 836	9 510	9 268
European	268	259	216	202	155
African	7	10	6	2	79
Asian	21	28	36	11	15
Others	5	1	0	0	0
Supplementary punishments, other measures	2004	2006	2008	2010	2012
Independently imposed supplementary punishments or other measures	20 784	19 704	16 602	18 255	17 680
Supplementary punishments or other measures imposed with principal punishments	30 064	31 031	28 813	25 325	19 872
<u>of which:</u>					
supervision by probation officer	2 188	2 584	2 553	2 964	2 849
expulsion	859	685	412	224	67
forfeiture of assets	118	339	741	1 710	2 599
confiscation	2 878	3 507	2 879	3 176	3 535

Budget (in million HUF)	2004	2006	2008	2010	2012
1. Budget of the Police¹⁾	164 268,8	187 584,9	245 592,2	263 381,5	264 047,3
2. Budget of the Public Prosecution Service	27 649,3	29 149,7	29 997,7	28 532,3	36 869,6
3. Budget of the Judiciary	69 141,0	69 793,1	72 268,6	70 442,3	79 814,2
– Curia (earlier: Supreme Court)	2 332,6	2 432,8	2 425,3	2 467,7	2 733,2
– Regional Courts of Appeal	3 796,5	4 142,3	4 135,1	4 137,3	4 521,0
– County (and Metropolitan) courts and local courts	63 011,9	63 218,0	65 708,2	63 837,3	72 560,0
4. Budget of the penitentiary establishments	38 898,6	39 329,3	38 779,0	40 781,5	51 141,1

Composition of budget expenditure in 2012



Composition of the personnel in 2012



¹⁾ Due to the structural changes in the budget, there might be differences in the data specified for each year.

Personnel	2004	2006	2008	2010	2012
1. Personnel of the Police¹⁾					
number	29 516	28 636	33 698	33 450	36 660
per cent	100,0	97,0	114,2	113,3	124,2
2. Personnel of the Public Prosecution Service					
a) Office of the Prosecutor General	112	112	111	106	98
b) Chief Prosecution Offices of Appeal	33	35	36	38	37
c) County (and Metropolitan) and local prosecution offices	1 751	1 803	1 783	1 597	1 673
d) Total number	1 896	1 950	1 930	1 741	1 808
per cent	100,0	102,8	101,8	91,8	95,4
3. Personnel of the Judiciary					
a) Curia (earlier: Supreme Court)	81	82	85	91	91
b) Regional Courts of Appeal	162	162	163	165	165
c) County (and Metropolitan) courts and local courts	2 568	2 574	2 608	2 650	2 619
<u>of which:</u> dealing with criminal cases	899	950	976	992	1 028
d) Total number	2 811	2 818	2 856	2 906	2 875
<u>of which:</u> dealing with criminal cases	965	1 015	1 040	1 059	1 092
per cent (total)	100,0	100,2	101,6	103,4	102,3
per cent (criminal cases)	100,0	105,2	107,8	109,7	113,2
4. Personnel of the penitentiary establishments					
number	7 500	7 217	7 941	8 236	8 329
per cent	100,0	96,2	105,9	109,8	111,1

Sources

Unified Criminal Statistics of the Investigation Authorities and the Public Prosecution

Egységes nyomozó hatósági és ügyészégi bűnügyi statisztika, ENyÜBS; OSAP 1228. nyt. sz.

Data Survey on Prosecutorial Activities before Criminal Courts

Vádkepviseleti Informatikai Rendszer (VIR), OSAP 1523. nyt. sz.

Adult and Juvenile Defendants in Cases Completed with Final Sentence

A jogerős határozattal befejezett büntetőeljárások fiatal- és felnőttkori vádlottjai, OSAP 1294-1295. nyt. sz.

Acts on the National Budget (Act CXXV of 1999, Act of CXXXIII 2001, Act CXVI of 2003

Act CLIII of 2005 and Act CLXIX of 2007)

Az 1999. évi CXXXV. tv., a 2001. évi CXXXIII. tv., a 2003. évi CXVI. tv., a 2005. évi CLIII. tv. és a 2007. évi CLXIX. tv.

(Költségvetési törvények)

Communique on the Personnel of the Ministry of Interior and Ministry of Justice and Law Enforcement

A Belügyminisztérium, korábban az Igazságügyi és Rendészeti Minisztérium személyügyi tájékoztatója

Communiqué on the Personnel of the Office of the Prosecutor General

Legfőbb Ügyészség személyügyi tájékoztatója

Communiqué on the Personnel of the Curia

Kúria személyügyi tájékoztatója

Data of the National Police Headquarter

Országos Rendőr-főkapitányság adatai

¹⁾ Actual professional staff.