



# CRIMINALITY AND CRIMINAL JUSTICE

PUBLISHED BY  
**OFFICE OF THE PROSECUTOR GENERAL**  
HUNGARY, 2021

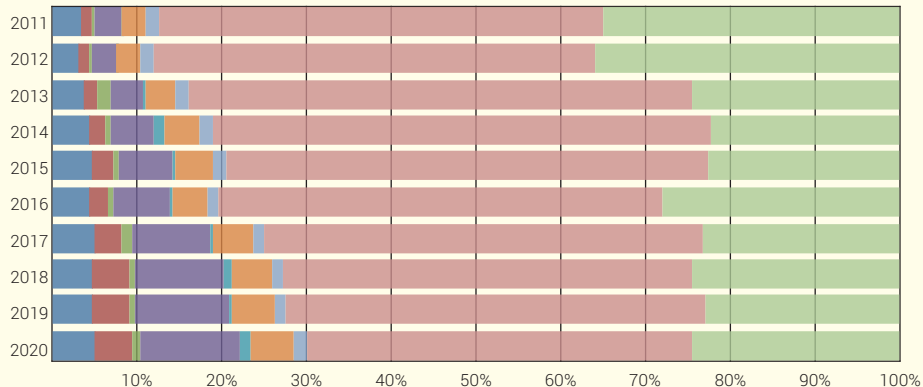
<b>Registered crimes</b>	<b>2011</b>	<b>2012</b>	<b>2013</b>	<b>2014</b>	<b>2015</b>	<b>2016</b>	<b>2017</b>	<b>2018</b>	<b>2019</b>	<b>2020</b>
<b>Total</b>	<b>451 371</b>	<b>472 236</b>	<b>377 829</b>	<b>329 575</b>	<b>280 113</b>	<b>290 779</b>	<b>226 452</b>	<b>199 830</b>	<b>165 648</b>	<b>162 416</b>
<b>Crimes against life, limb and health<sup>1)</sup></b>	<b>15 553</b>	<b>15 404</b>	<b>14 523</b>	<b>14 706</b>	<b>13 684</b>	<b>12 714</b>	<b>11 630</b>	<b>9 490</b>	<b>7 900</b>	<b>8 391</b>
homicide, voluntary manslaughter	328	243	264	257	205	226	180	162	141	208
bodily harm	14 241	13 992	13 398	13 498	12 609	11 609	10 726	8 642	7 095	7 449
<b>Criminal offences against health<sup>2)</sup></b>	<b>6 000</b>	<b>5 236</b>	<b>5 556</b>	<b>6 564</b>	<b>6 715</b>	<b>6 587</b>	<b>7 063</b>	<b>8 736</b>	<b>7 171</b>	<b>7 238</b>
misuse of narcotic drugs <sup>3)</sup>	5 982	5 214	5 445	6 159	6 059	6 032	6 544	8 146	6 566	6 518
<b>Sexual offences and offences against sexual freedom<sup>4)</sup></b>	<b>1 200</b>	<b>1 875</b>	<b>6 457</b>	<b>1 395</b>	<b>1 692</b>	<b>1 700</b>	<b>2 760</b>	<b>1 544</b>	<b>1 138</b>	<b>1 324</b>
sexual violence <sup>5)</sup>	462	506	502	391	416	404	385	337	250	343
<b>Traffic crimes</b>	<b>14 001</b>	<b>13 084</b>	<b>14 804</b>	<b>17 637</b>	<b>17 695</b>	<b>19 830</b>	<b>20 651</b>	<b>20 922</b>	<b>18 458</b>	<b>18 975</b>
driving under the influence of alcohol or drugs	7 783	7 090	9 030	12 728	12 998	14 981	16 155	16 673	14 564	14 556
<b>Corruption crimes<sup>6)</sup></b>	<b>740</b>	<b>828</b>	<b>1 105</b>	<b>3 268</b>	<b>761</b>	<b>984</b>	<b>1 123</b>	<b>2 046</b>	<b>460</b>	<b>2 049</b>
active or passive bribery <sup>7)</sup>	415	518	394	1 684	351	78	50	146	115	38
active or passive bribery of public officials <sup>8)</sup>	248	192	591	141	333	835	945	1 653	242	1 978
<b>Criminal offences against public peace<sup>9)</sup></b>	<b>13 059</b>	<b>13 207</b>	<b>13 348</b>	<b>13 909</b>	<b>12 923</b>	<b>11 739</b>	<b>10 787</b>	<b>9 550</b>	<b>8 705</b>	<b>8 680</b>
public nuisance	12 724	12 871	13 092	13 647	12 689	11 509	10 547	9 386	8 587	8 570
<b>Violent crimes against property<sup>10)</sup></b>	<b>6 115</b>	<b>6 646</b>	<b>5 562</b>	<b>4 972</b>	<b>4 258</b>	<b>3 661</b>	<b>2 990</b>	<b>2 436</b>	<b>2 190</b>	<b>2 095</b>
robbery	3 203	3 036	2 298	1 954	1 443	1 141	853	710	637	616
plundering	1 484	1 948	2 013	1 935	1 926	1 770	1 534	1 267	1 170	1 031
<b>Crimes against property<sup>11)</sup></b>	<b>237 814</b>	<b>246 474</b>	<b>224 453</b>	<b>193 797</b>	<b>159 736</b>	<b>152 006</b>	<b>117 261</b>	<b>96 340</b>	<b>81 810</b>	<b>74 053</b>
theft	182 073	184 896	167 656	141 625	111 446	92 149	78 311	62 349	55 059	48 627
embezzlement	4 054	4 782	4 332	4 634	2 769	2 657	2 452	2 562	1 429	1 554
fraud	27 906	36 911	37 345	33 362	31 976	43 383	22 197	19 180	14 350	12 026

Registered perpetrators / Perpetrators of crime		2011	2012	2013	2014	2015	2016	2017	2018		2019	2020	
										first half year	second half year		
Registered perpetrators <sup>12)</sup>		120 529	108 306	109 876	108 466	101 494	100 933	92 896	87 733		73 765	77 552	
Perpetrators of crime <sup>13)</sup>										58 437	136 669	138 950	
male		99 967	90 030	91 739	90 130	84 849	84 446	77 902	44 647	48 642	109 191	115 532	
0–13 years		2 233	2 160	1 779	1 194	1 136	1 371	1 145	721	251	1 452	1 399	
14–17 years		9 338	8 579	8 715	7 257	6 421	6 311	5 222	2 707	3 068	6 383	6 652	
18–24 years		21 026	18 908	19 912	19 317	17 588	17 658	15 408	8 998	9 046	20 984	20 347	
25 years and older		67 370	60 383	61 333	62 358	59 704	59 105	56 127	32 221	36 277	80 372	87 134	
female		20 558	18 276	18 027	17 640	16 576	16 440	14 957	8 788	9 790	27 448	23 371	
0–13 years		482	444	375	293	239	291	264	152	49	372	328	
14–17 years		2 040	1 837	1 758	1 531	1 451	1 364	1 270	698	647	1 480	1 410	
18–24 years		3 289	2 960	2 955	3 021	2 805	2 675	2 407	1 428	1 630	3 508	3 638	
25 years and older		14 747	13 035	12 939	12 793	12 080	12 108	11 016	6 510	7 464	22 088	17 995	
<b>Accused persons</b>		<b>2011</b>	<b>2012</b>	<b>2013</b>	<b>2014</b>	<b>2015</b>	<b>2016</b>	<b>2017</b>	<b>2018</b>	<b>2019</b>	<b>2020</b>		
<b>Total<sup>14)</sup></b>		<b>93 567</b>	<b>82 887</b>	<b>79 039</b>	<b>88 497</b>	<b>79 956</b>	<b>80 274</b>	<b>72 681</b>	<b>67 195</b>	<b>68 125</b>	<b>54 401</b>		
<b>Types of indictment</b>	accusation	85 331	74 189	67 485	73 967	69 195	65 576	60 174	57 773	61 142	51 577		
	penal order (omission of the trial)	17 921	14 702	12 608	14 561	15 130	14 693	14 872	15 829	23 908	28 887		
	arraignment	8 236	8 694	11 548	14 528	10 761	14 698	12 507	9 421	6 983	2 824		
<b>Final court decisions</b>	conviction	88 382	75 533	74 249	83 697	76 394	77 023	70 006	64 970	66 044	53 170		
	acquittal	3 029	3 957	3 032	3 074	2 142	2 053	1 571	1 246	1 134	583		
	termination of the procedure	2 156	3 397	1 758	1 726	1 420	1 198	1 104	979	947	648		
<b>Convicted persons</b>		<b>2011</b>	<b>2012</b>	<b>2013</b>	<b>2014</b>	<b>2015</b>	<b>2016</b>	<b>2017</b>	<b>2018</b>	<b>2019</b>	<b>2020</b>		
<b>Total</b>		<b>88 382</b>	<b>75 533</b>	<b>74 249</b>	<b>83 697</b>	<b>76 394</b>	<b>77 023</b>	<b>70 006</b>	<b>64 970</b>	<b>66 044</b>	<b>53 170</b>		
<b>by age groups</b>													
juvenile		6 301	5 268	5 605	5 970	5 149	4 598	3 884	3 507	3 077	2 542		
adult		82 081	70 265	68 644	77 727	71 245	72 425	66 122	61 463	62 967	50 628		
<b>by types of punishments</b>													
life imprisonment		11	22	36	27	39	34	21	16	25	13		
fix-term imprisonment		32 078	28 652	27 461	29 277	26 439	25 363	22 942	20 449	20 217	15 725		
sentenced to serve imprisonment		10 504	9 683	9 331	10 221	9 742	9 517	8 367	7 533	7 494	5 360		
community service		12 125	12 209	13 548	15 032	12 940	12 526	10 926	9 358	9 810	7 987		
fine		24 477	18 012	16 692	21 547	21 285	22 824	23 270	23 790	25 483	22 378		

<b>Convicted persons</b>	<b>2011</b>	<b>2012</b>	<b>2013</b>	<b>2014</b>	<b>2015</b>	<b>2016</b>	<b>2017</b>	<b>2018</b>	<b>2019</b>	<b>2020</b>
<b>Total</b>	<b>88 382</b>	<b>75 533</b>	<b>74 249</b>	<b>83 697</b>	<b>76 394</b>	<b>77 023</b>	<b>70 006</b>	<b>64 970</b>	<b>66 044</b>	<b>53 170</b>
<i>of which: by types of crimes committed</i>										
<b>Crimes against life, limb and health<sup>1)</sup></b>	<b>10 149</b>	<b>9 265</b>	<b>9 213</b>	<b>9 973</b>	<b>9 166</b>	<b>8 517</b>	<b>7 638</b>	<b>6 939</b>	<b>6 667</b>	<b>5 317</b>
homicide, voluntary manslaughter	221	284	286	228	209	240	182	176	164	121
bodily harm	9 455	8 525	8 450	9 300	8 550	7 877	7 046	6 379	6 047	4 801
<b>Criminal offences against health<sup>2)</sup></b>	<b>2 471</b>	<b>2 343</b>	<b>2 242</b>	<b>2 539</b>	<b>2 817</b>	<b>3 080</b>	<b>3 209</b>	<b>3 603</b>	<b>4 586</b>	<b>3 697</b>
misuse of narcotic drugs <sup>3)</sup>	2 455	2 327	2 210	2 474	2 631	2 895	3 010	3 319	4 239	3 358
<b>Sexual offences and offences against sexual freedom<sup>4)</sup></b>	<b>536</b>	<b>586</b>	<b>539</b>	<b>621</b>	<b>641</b>	<b>771</b>	<b>693</b>	<b>655</b>	<b>701</b>	<b>528</b>
sexual violence <sup>5)</sup>	214	249	205	257	240	260	239	215	246	144
<b>Traffic crimes</b>	<b>11 237</b>	<b>9 536</b>	<b>10 315</b>	<b>14 200</b>	<b>14 519</b>	<b>16 452</b>	<b>16 855</b>	<b>16 815</b>	<b>17 314</b>	<b>15 049</b>
driving under the influence of alcohol or drugs	8 587	7 262	8 320	12 073	12 576	14 507	14 939	14 974	15 315	13 424
<b>Corruption crimes<sup>6)</sup></b>	<b>310</b>	<b>228</b>	<b>334</b>	<b>273</b>	<b>275</b>	<b>351</b>	<b>254</b>	<b>250</b>	<b>325</b>	<b>227</b>
active or passive bribery <sup>7)</sup>	69	45	75	80	92	120	106	60	86	73
active or passive bribery of public officials <sup>8)</sup>	202	139	203	149	119	172	108	159	191	104
<b>Criminal offences against public peace<sup>9)</sup></b>	<b>11 598</b>	<b>11 149</b>	<b>11 595</b>	<b>12 876</b>	<b>11 824</b>	<b>11 305</b>	<b>10 227</b>	<b>9 017</b>	<b>9 405</b>	<b>7 333</b>
public nuisance	11 523	11 059	11 525	12 782	11 746	11 223	10 148	8 932	9 339	7 286
<b>Violent crimes against property<sup>10)</sup></b>	<b>3 200</b>	<b>2 800</b>	<b>2 782</b>	<b>3 224</b>	<b>3 062</b>	<b>2 763</b>	<b>2 407</b>	<b>2 063</b>	<b>1 970</b>	<b>1 398</b>
robbery	1 682	1 489	1 448	1 639	1 515	1 335	1 076	897	744	558
plundering	182	235	278	400	444	499	618	633	710	508
<b>Crimes against property<sup>11)</sup></b>	<b>36 786</b>	<b>29 972</b>	<b>28 526</b>	<b>30 861</b>	<b>26 235</b>	<b>24 530</b>	<b>21 710</b>	<b>18 738</b>	<b>18 555</b>	<b>14 167</b>
theft	23 944	20 319	19 709	21 186	17 635	16 448	14 421	12 273	11 883	9 135
embezzlement	2 204	1 846	1 751	2 001	1 506	1 518	1 239	1 053	1 062	851
fraud	6 806	4 952	4 588	5 020	4 437	3 981	3 634	3 182	3 197	2 171

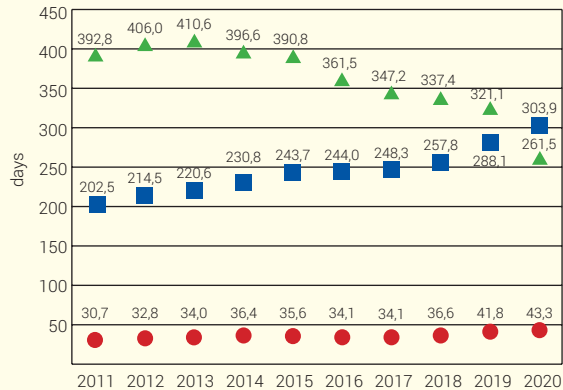
<b>Persons in penal institutions<sup>15)</sup></b>	<b>2011</b>	<b>2012</b>	<b>2013</b>	<b>2014</b>	<b>2015</b>	<b>2016</b>	<b>2017</b>	<b>2018</b>	<b>2019</b>	<b>2020</b>
<b>Total</b>	<b>17 210</b>	<b>17 179</b>	<b>17 841</b>	<b>17 890</b>	<b>17 449</b>	<b>17 658</b>	<b>17 343</b>	<b>16 303</b>	<b>16 334</b>	<b>16 752</b>
persons in pre-trial detention	4 875	4 888	5 053	4 400	3 978	3 646	3 401	2 694	2 709	3 421
convicted persons	12 028	11 981	12 391	13 073	13 027	13 519	13 390	13 038	12 987	12 547
persons sentenced to involuntary treatment	180	182	183	151	162	165	185	179	188	198
assigned to custody	127	128	214	224	239	328	367	392	450	586
detainees	–	–	–	–	43	–	–	–	–	–
<b>Total expenditure in budget (HUF million)</b>	<b>2011</b>	<b>2012</b>	<b>2013</b>	<b>2014</b>	<b>2015</b>	<b>2016</b>	<b>2017</b>	<b>2018</b>	<b>2019</b>	<b>2020</b>
Police <sup>16)</sup>	228 021,2	264 047,3	235 753,8	299 286,2	370 593,4	415 971,4	496 685,8	542 820,5	498 944,0	483 865,6
Prosecutorial bodies	30 613,6	36 869,6	39 677,5	38 256,4	38 982,4	41 423,2	45 883,8	49 438,6	50 087,0	51 800,7
Judiciary	74 838,3	79 814,2	86 267,2	89 271,1	89 811,0	92 787,0	99 103,2	114 648,2	127 335,7	124 914,4
Prison service	48 489,2	51 141,1	58 144,9	51 760,9	56 915,6	58 095,2	92 726,7	110 397,5	73 743,7	75 675,3
<b>Number of personnel</b>	<b>2011</b>	<b>2012</b>	<b>2013</b>	<b>2014</b>	<b>2015</b>	<b>2016</b>	<b>2017</b>	<b>2018</b>	<b>2019</b>	<b>2020</b>
Police <sup>17)</sup>	33 862	36 660	36 426	36 595	37 057	37 414	38 513	39 813	39 423	37 741
Number of prosecutors <sup>18)</sup>	1 786	1 809	1 825	1 876	1 876	1 882	1 878	1 887	1 893	1 878
Office of the Prosecutor General	100	98	109	113	108	106	108	110	112	111
chief prosecution offices of appeal	35	37	39	39	40	38	35	41	32	34
chief prosecution offices, district and district-level prosecution offices	1 651	1 673	1 677	1 717	1 719	1 729	1 733	1 734	1 749	1 733
Number of judges <sup>19)</sup>	2 906	2 875	2 910	2 932	2 895	2 902	2 986	2 984	2 975	2 995
Curia (Supreme Court)	91	91	92	92	92	92	92	92	94	113
regional courts of appeal	165	165	157	160	168	170	172	180	180	189
tribunals and district courts	2 650	2 619	2 661	2 680	2 635	2 640	2 722	2 712	2 701	2 693
criminal law area	1 059	1 092	943	1 034	1 066	1 091	1 089	1 092	1 077	1 072
Prison Service personnel	7 811	8 329	8 001	8 487	8 785	8 856	11 391	11 391	11 391	11 391

## Registered crimes by the Chapters of the Criminal Code



- Crimes against life, limb and health<sup>1)</sup>
- Criminal offences against health<sup>2)</sup>
- Sexual offences and offences against sexual freedom<sup>4)</sup>
- Traffic crimes
- Corruption crimes<sup>6)</sup>
- Criminal offences against public peace<sup>9)</sup>
- Violent crimes against property<sup>10)</sup>
- Crimes against property<sup>11)</sup>
- Other crimes

## Average duration (in days) of the main stages of criminal proceedings conducted against accused persons<sup>20)</sup>

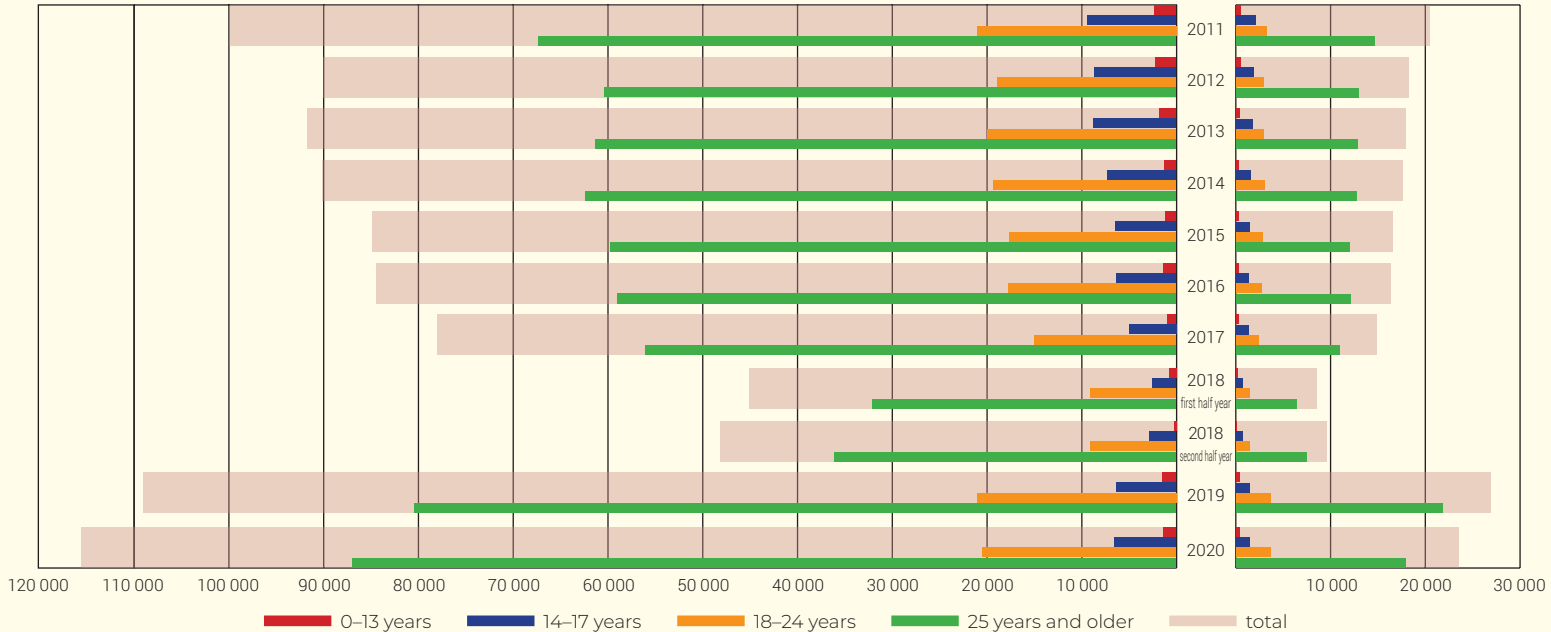


- from the date of the decision on ordering an investigation to the date of receipt of documents by a first instance prosecution office
- from the date of receiving documents at prosecution of the first instance to the date of indictment
- ▲ from the date of indictment to the date of the final court decision

# Registered perpetrators / Perpetrators of crime by sex and age groups

male

female



## Notes

- 1) Total number of crimes under Chapter XV of Act C of 2012 (hereinafter: NCC, by the New Criminal Code) and crimes under Title I in Chapter XII of Act IV of 1978 (hereinafter: OCC, by the Old Criminal Code).
- 2) Total number of crimes under Chapter XVII of NCC and crimes pursuant to Sections 265, 279, 282–283/B and 285 of OCC.
- 3) Total number of crimes pursuant to Sections 176–182 of NCC and Sections 282–282/C of OCC.
- 4) Total number of crimes under Chapter XIX of NCC and Title II in the Chapter XIV of OCC.
- 5) The data are grouped by the Section 197 of NCC, which are equivalent (in limited ways) to Sections 197 and 198 of OCC (rape, sexual assault).
- 6) Total number of crimes under Chapter XXVII of NCC and Title VII–VIII in the Chapter XV of OCC.
- 7) Total number of crimes pursuant to Sections 290–291 of NCC and Sections 251–252, 254, 258/B (including paragraphs 3–4), 258/C of OCC.
- 8) Total number of crimes pursuant to Sections 293–294 of NCC and Sections 250, 253, 258/B (including paragraphs 1–2), 258/D of OCC.
- 9) Total number of crimes under Chapter XXXII of NCC and crimes pursuant to Sections 153 and 268–271/A of OCC.
- 10) Total number of crimes under Chapter XXXV of NCC and crimes pursuant to Sections 273 and 321–323 of OCC.
- 11) Total number of crimes under Chapter XXXVI of NCC and crimes pursuant to Sections 300/C (including paragraphs 3–4), 313/C (paragraphs 1–6), 316–320, 324–327 and 330/A of OCC.
- 12) A person recorded as perpetrator of the registered crime, and considering the time of recording, the person is accounted for once in the given case. From 1 July 2018 the number of registered perpetrators can only be given as an anchor.
- 13) A person recorded as perpetrator of the registered crime, and considering the time of recording, the person is accounted for as many times as the number of the registered crimes (which can be more than one.) The comparability of the data of registered perpetrators and perpetrators of crime is limited. From 1 July 2018 the data regarding perpetrators can be subclassified under this category.
- 14) Calculated data those contain durations between procedural deadlines independent from activities of proceeding authorities (for example suspension, postponement of the indictment).
- 15) The data refer to the state at December 31 of a given year.
- 16) The data are comparable only in restrictive ways because of the structural changes in budgets.
- 17) Number of the professional personnel. Data for years 2014–2019 include the number of professional personnel increased by the staff number of high schools for public order and security officials, registered by labour law and referring to the state at January 1 of the given year.
- 18) Including prosecutors assigned to the Ministry of Justice.
- 19) Excluding the number of judges assigned to the National Office for the Judiciary. The data of years 2014–2019 include the number of judges assigned to the National Office for the Judiciary as well.
- 20) Including cases of convicted persons in which the representation of the prosecution was taken over from a (substitute) private accuser.

## Sources

Standard Criminal Statistics of Investigation Authorities and Prosecutors: *registered crimes and registered perpetrators/perpetrators of crimes*;

Representation of Prosecution Information System: *accused and convicted persons; Average duration (in days) of the main stages of criminal proceedings conducted against accused persons*;

Statistical tables of the Hungarian Prison Service National Headquarters: *number of persons in penal institutions*;

Data supplied by Hungarian National Police Headquarters, the Office of the Prosecutor General, the National Office for the Judiciary, the Hungarian Prison Service National Headquarters: *budget and personnel data*.