



CRIMINALITY AND CRIMINAL JUSTICE

PUBLISHED BY
OFFICE OF THE PROSECUTOR GENERAL
HUNGARY, 2023

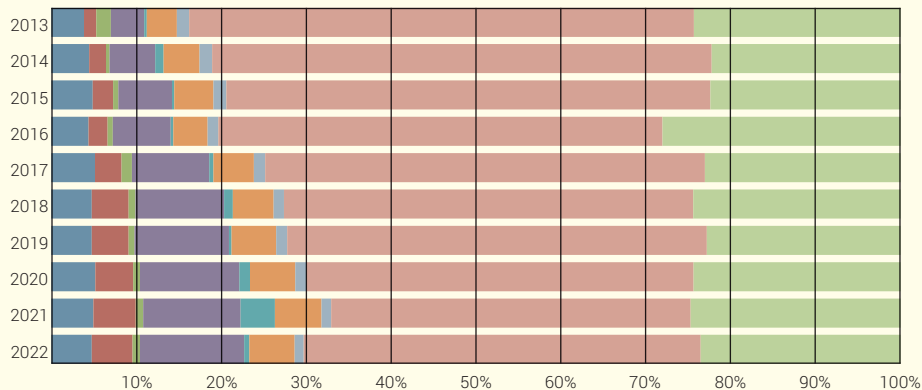
Registered crimes	2013	2014	2015	2016	2017	2018	2019	2020	2021	2022
Total	377 829	329 575	280 113	290 779	226 452	199 830	165 648	162 416	154 012	167 774
Crimes against life, limb and health¹⁾	14 523	14 706	13 684	12 714	11 630	9 490	7 900	8 391	7 641	7 970
homicide in the heat of passion	264	257	205	226	180	162	141	208	155	240
causing bodily harm	13 398	13 498	12 609	11 609	10 726	8 642	7 095	7 449	6 830	6 901
Criminal offences endangering health²⁾	5 556	6 564	6 715	6 587	7 063	8 736	7 171	7 238	7 669	8 060
abuse of narcotic drugs ³⁾	5 445	6 159	6 059	6 032	6 544	8 146	6 566	6 518	7 004	7 453
Criminal offences against the freedom of sexual life and sexual morality⁴⁾	6 457	1 395	1 692	1 700	2 760	1 544	1 138	1 324	1 371	1 507
sexual violence ⁵⁾	502	391	416	404	385	337	250	343	323	396
Traffic crimes	14 804	17 637	17 695	19 830	20 651	20 922	18 458	18 975	17 663	20 570
driving under the influence of alcohol or drugs	9 030	12 728	12 998	14 981	16 155	16 673	14 564	14 556	12 429	12 407
Corruption crimes⁶⁾	1 105	3 268	761	984	1 123	2 046	460	2 049	6 219	1 003
active or passive bribery ⁷⁾	394	1 684	351	78	50	146	115	38	119	126
active or passive bribery of public officials ⁸⁾	591	141	333	835	945	1 653	242	1 978	5 976	650
Criminal offences against public peace⁹⁾	13 348	13 909	12 923	11 739	10 787	9 550	8 705	8 680	8 422	8 936
public nuisance	13 092	13 647	12 689	11 509	10 547	9 386	8 587	8 570	8 313	8 812
Violent criminal offences against property¹⁰⁾	5 562	4 972	4 258	3 661	2 990	2 436	2 190	2 095	1 793	1 805
robbery	2 298	1 954	1 443	1 141	853	710	637	616	543	534
robbery of a vulnerable person	2 013	1 935	1 926	1 770	1 534	1 267	1 170	1 031	807	881
Criminal offences against property¹¹⁾	224 453	193 797	159 736	152 006	117 261	96 340	81 810	74 053	65 155	78 467
theft	167 656	141 625	111 446	92 149	78 311	62 349	55 059	48 627	40 852	46 833
embezzlement	4 332	4 634	2 769	2 657	2 452	2 562	1 429	1 554	1 248	1 582
fraud	37 345	33 362	31 976	43 383	22 197	19 180	14 350	12 026	12 755	16 747

Registered perpetrators / Perpetrators of crime		2013	2014	2015	2016	2017	2018		2019	2020	2021	2022
								first half year	second half year			
Registered perpetrators ¹²⁾		109 876	108 466	101 494	100 933	92 896	87 733		73 765	77 552	78 038	81 458
Perpetrators of crime ¹³⁾							58 437	136 669	138 950	146 688	143 979	
male		91 739	90 130	84 849	84 446	77 902	44 647	48 642	109 191	115 532	120 825	117 093
0–13 years		1 779	1 194	1 136	1 371	1 145	721	251	1 452	1 399	1 463	1 906
14–17 years		8 715	7 257	6 421	6 311	5 222	2 707	3 068	6 383	6 652	6 249	6 495
18–24 years		19 912	19 317	17 588	17 658	15 408	8 998	9 046	20 984	20 347	22 217	22 319
25 years and older		61 333	62 358	59 704	59 105	56 127	32 221	36 277	80 372	87 134	90 896	86 373
female		18 027	17 640	16 576	16 440	14 957	8 788	9 790	27 448	23 371	25 811	26 831
0–13 years		375	293	239	291	264	152	49	372	328	291	436
14–17 years		1 758	1 531	1 451	1 364	1 270	698	647	1 480	1 410	1 415	1 445
18–24 years		2 955	3 021	2 805	2 675	2 407	1 428	1 630	3 508	3 638	3 845	4 775
25 years and older		12 939	12 793	12 080	12 108	11 016	6 510	7 464	22 088	17 995	20 260	20 175
Accused persons		2013	2014	2015	2016	2017	2018		2019	2020	2021	2022
Total¹⁴⁾		79 039	88 497	79 956	80 274	72 681	67 195		68 125	54 401	56 765	58 906
Types of indictment	accusation	67 485	73 967	69 195	65 576	60 174	57 773		61 142	51 577	55 483	57 641
	punishment order (omission of the trial)	12 608	14 561	15 130	14 693	14 872	15 829		23 908	28 887	31 147	31 197
	arraignment	11 548	14 528	10 761	14 698	12 507	9 421		6 983	2 824	1 282	1 265
Final court decisions	conviction	74 249	83 697	76 394	77 023	70 006	64 970		66 044	53 170	55 297	57 441
	acquittal	3 032	3 074	2 142	2 053	1 571	1 246		1 134	583	680	631
	termination of the procedure	1 758	1 726	1 420	1 198	1 104	979		947	648	788	834
Convicted persons		2013	2014	2015	2016	2017	2018		2019	2020	2021	2022
Total		74 249	83 697	76 394	77 023	70 006	64 970		66 044	53 170	55 297	57 441
by age groups												
juvenile		5 605	5 970	5 149	4 598	3 884	3 507		3 077	2 542	2 446	2 379
adult		68 644	77 727	71 245	72 425	66 122	61 463		62 967	50 628	52 851	55 062
by types of punishments												
life imprisonment		36	27	39	34	21	16		25	13	20	19
fixed-term imprisonment		27 461	29 277	26 439	25 363	22 942	20 449		20 217	15 725	17 808	19 615
imprisonment to be served		9 331	10 221	9 742	9 517	8 367	7 533		7 494	5 360	6 440	7 649
community service		13 548	15 032	12 940	12 526	10 926	9 358		9 810	7 987	7 990	7 669
fine		16 692	21 547	21 285	22 824	23 270	23 790		25 483	22 378	22 701	24 593

Convicted persons	2013	2014	2015	2016	2017	2018	2019	2020	2021	2022
Total	74 249	83 697	76 394	77 023	70 006	64 970	66 044	53 170	55 297	57 441
<i>of which: by types of crimes committed</i>										
Crimes against life, limb and health¹⁾	9 213	9 973	9 166	8 517	7 638	6 939	6 667	5 317	5 401	5 492
homicide in the heat of passion	286	228	209	240	182	176	164	121	145	165
causing bodily harm	8 450	9 300	8 550	7 877	7 046	6 379	6 047	4 801	4 883	4 912
Criminal offences endangering health²⁾	2 242	2 539	2 817	3 080	3 209	3 603	4 586	3 697	3 966	4 397
abuse of narcotic drugs ³⁾	2 210	2 474	2 631	2 895	3 010	3 319	4 239	3 358	3 577	4 021
Criminal offences against the freedom of sexual life and sexual morality⁴⁾	539	621	641	771	693	655	701	528	601	690
sexual violence ⁵⁾	205	257	240	260	239	215	246	144	145	191
Traffic crimes	10 315	14 200	14 519	16 452	16 855	16 815	17 314	15 049	14 673	15 842
driving under the influence of alcohol or drugs	8 320	12 073	12 576	14 507	14 939	14 974	15 315	13 424	12 515	12 243
Corruption crimes⁶⁾	334	273	275	351	254	250	325	227	392	369
active or passive bribery ⁷⁾	75	80	92	120	106	60	86	73	80	142
active or passive bribery of public officials ⁸⁾	203	149	119	172	108	159	191	104	253	173
Criminal offences against public peace⁹⁾	11 595	12 876	11 824	11 305	10 227	9 017	9 405	7 333	7 554	7 900
public nuisance	11 525	12 782	11 746	11 223	10 148	8 932	9 339	7 286	7 498	7 806
Violent criminal offences against property¹⁰⁾	2 782	3 224	3 062	2 763	2 407	2 063	1 970	1 398	1 600	1 504
robbery	1 448	1 639	1 515	1 335	1 076	897	744	558	660	617
robbery of a vulnerable person	278	400	444	499	618	633	710	508	563	572
Criminal offences against property¹¹⁾	28 526	30 861	26 235	24 530	21 710	18 738	18 555	14 167	14 826	14 774
theft	19 709	21 186	17 635	16 448	14 421	12 273	11 883	9 135	9 499	9 460
embezzlement	1 751	2 001	1 506	1 518	1 239	1 053	1 062	851	838	790
fraud	4 588	5 020	4 437	3 981	3 634	3 182	3 197	2 171	2 222	2 192

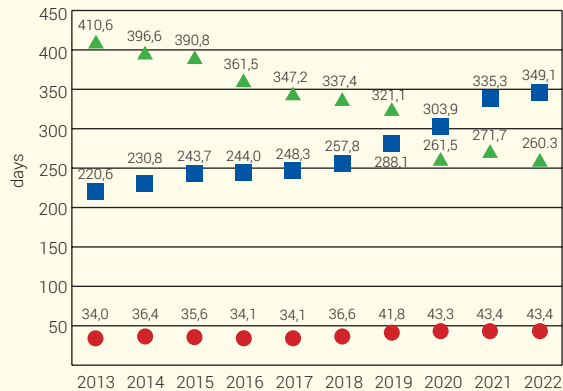
Persons in penal institutions¹⁵⁾	2013	2014	2015	2016	2017	2018	2019	2020	2021	2022
Total	17 841	17 890	17 449	17 658	17 343	16 303	16 334	16 752	18 623	19 347
persons in pre-trial detention	5 053	4 400	3 978	3 646	3 401	2 694	2 709	3 421	4 380	4 787
convicted persons	12 391	13 073	13 027	13 519	13 390	13 038	12 987	12 547	12 867	13 600
persons sentenced to compulsory psychiatric treatment	183	151	162	165	185	179	188	198	251	245
assigned to custody	214	224	239	328	367	392	450	586	1 125	715
detainees	–	–	43	–	–	–	–	–	–	–
Total expenditure in budget (HUF million)	2013	2014	2015	2016	2017	2018	2019	2020	2021	2022
Police ¹⁶⁾	235 753,8	299 286,2	370 593,4	415 971,4	496 685,8	542 820,5	498 944,0	483 865,6	470 079,5	623 167,8
Prosecutorial bodies	39 677,5	38 256,4	38 982,4	41 423,2	45 883,8	49 438,6	50 087,0	51 800,7	56 629,8	66 704,6
Judiciary	86 267,2	89 271,1	89 811,0	92 787,0	99 103,2	114 648,2	127 335,7	124 914,4	141 964,5	155 649,5
Prison service	58 144,9	51 760,9	56 915,6	58 095,2	92 726,7	110 397,5	73 743,7	75 675,3	90 586,8	88 858,5
Number of personnel	2013	2014	2015	2016	2017	2018	2019	2020	2021	2022
Police ¹⁷⁾	36 426	36 595	37 057	37 414	38 513	39 813	39 423	37 741	37 559	36 874
Number of prosecutors ¹⁸⁾	1 825	1 876	1 876	1 882	1 878	1 887	1 893	1 878	1 873	1 874
Office of the Prosecutor General	109	113	108	106	108	110	112	111	112	107
chief prosecution offices of appeal	39	39	40	38	35	41	32	34	29	28
chief prosecution offices, district and district-level prosecution offices	1 677	1 717	1 719	1 729	1 733	1 734	1 749	1 733	1 732	1 739
Number of judges ¹⁹⁾	2 910	2 932	2 895	2 902	2 986	2 984	2 975	2 995	2 944	2 897
Curia (Supreme Court)	92	92	92	92	92	92	94	113	114	114
regional courts of appeal	157	160	168	170	172	180	180	189	189	191
tribunals and district courts	2 661	2 680	2 635	2 640	2 722	2 712	2 701	2 693	2 641	2 592
criminal law area	943	1 034	1 066	1 091	1 089	1 092	1 077	1 072	1 058	1 048
Prison Service personnel	8 001	8 487	8 785	8 856	11 391	11 391	11 391	11 391	11 358	11 385

Registered crimes by the Chapters of the Criminal Code



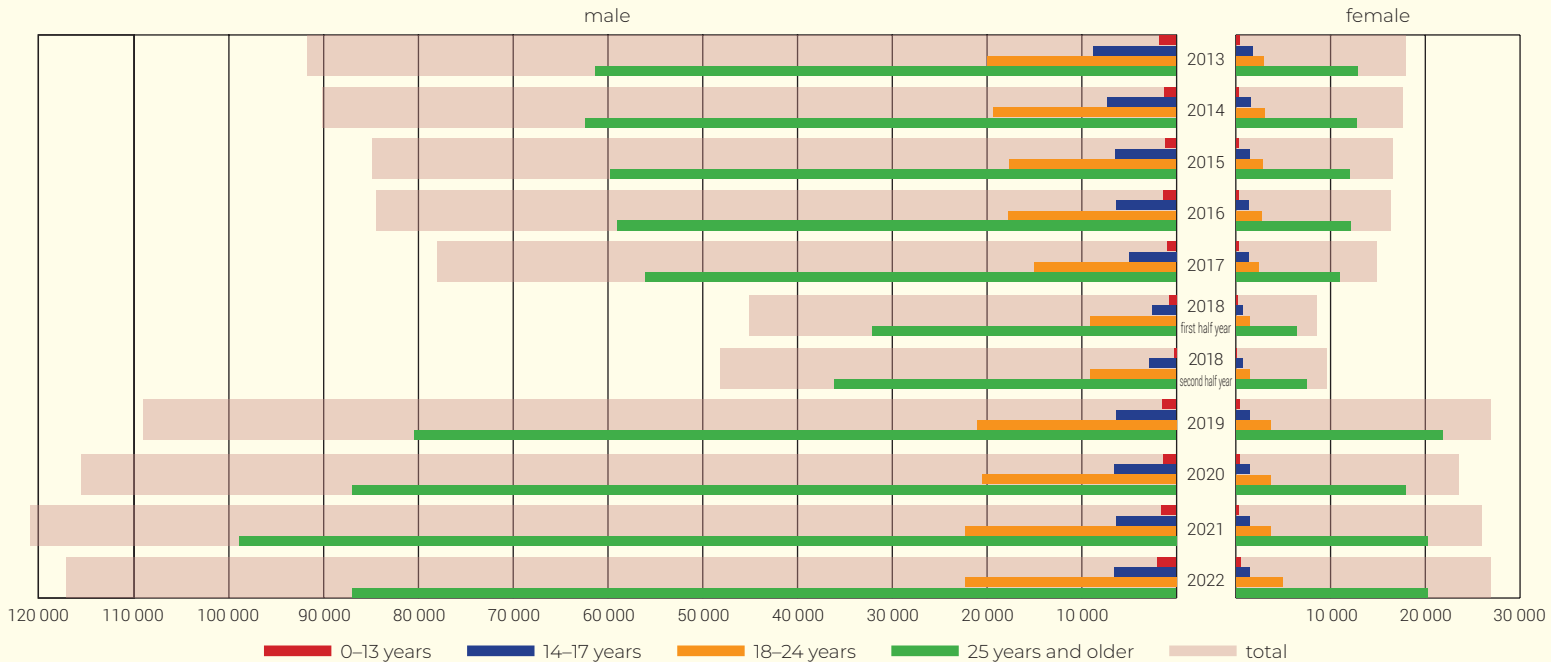
- Crimes against life, limb and health¹⁾
- Criminal offences endangering health²⁾
- Criminal offences against the freedom of sexual life and sexual morality⁴⁾
- Traffic crimes
- Corruption crimes⁶⁾
- Criminal offences against public peace⁹⁾
- Violent criminal offences against property¹⁰⁾
- Criminal offences against property¹¹⁾
- Other crimes

Average duration (in days) of the main stages of criminal proceedings conducted against accused persons²⁰⁾



- from the date of the decision on ordering an investigation to the date of receipt of documents at the prosecution service of first instance
- from the date of receipt of documents at the prosecution service of first instance to the date of indictment
- ▲ from the date of indictment to the date of the final court decision

Registered perpetrators / Perpetrators of crime by sex and age groups



Notes

- 1) Total number of crimes under Chapter XV of Act C of 2012 (hereinafter: NCC, by the New Criminal Code) and crimes under Title I in Chapter XII of Act IV of 1978 (hereinafter: OCC, by the Old Criminal Code).
- 2) Total number of crimes under Chapter XVII of NCC and crimes pursuant to Sections 265, 279, 282–283/B and 285 of OCC.
- 3) Total number of crimes pursuant to Sections 176–182 of NCC and Sections 282–282/C of OCC.
- 4) Total number of crimes under Chapter XIX of NCC and Title II in the Chapter XIV of OCC.
- 5) The data are grouped by the Section 197 of NCC, which are equivalent (in limited ways) to Sections 197 and 198 of OCC (rape, sexual assault).
- 6) Total number of crimes under Chapter XXVII of NCC and Title VII–VIII in the Chapter XV of OCC.
- 7) Total number of crimes pursuant to Sections 290–291 of NCC and Sections 251–252, 254, 258/B (including paragraphs 3–4), 258/C of OCC.
- 8) Total number of crimes pursuant to Sections 293–294 of NCC and Sections 250, 253, 258/B (including paragraphs 1–2), 258/D of OCC.
- 9) Total number of crimes under Chapter XXXII of NCC and crimes pursuant to Sections 153 and 268–271/A of OCC.
- 10) Total number of crimes under Chapter XXXV of NCC and crimes pursuant to Sections 273 and 321–323 of OCC.
- 11) Total number of crimes under Chapter XXXVI of NCC and crimes pursuant to Sections 300/C (including paragraphs 3–4), 313/C (paragraphs 1–6), 316–320, 324–327 and 330/A of OCC.
- 12) A person recorded as perpetrator of the registered crime, and considering the time of recording, the person is accounted for once in the given case. From 1 July 2018 the number of registered perpetrators can only be given as an anchor.
- 13) A person recorded as perpetrator of the registered crime, and considering the time of recording, the person is accounted for as many times as the number of the registered crimes (which can be more than one.) The comparability of the data of registered perpetrators and perpetrators of crime is limited. From 1 July 2018 the data regarding perpetrators can be subclassified under this category.
- 14) Total number of accused persons adjudicated by a final court decision. Including cases of accused persons in which the representation of the prosecution was taken over from a (substitute) private accuser.
- 15) The data refer to the state at December 31 of a given year.
- 16) The data are comparable only in restrictive ways because of the structural changes in budgets.
- 17) Number of the professional personnel. Data for years 2014–2019 include the number of professional personnel increased by the staff number of high schools for public order and security officials, registered by labour law and referring to the state at January 1 of the given year.
- 18) Including prosecutors assigned to the Ministry of Justice.
- 19) Excluding the number of judges assigned to the National Office for the Judiciary. The data of years 2014–2019 include the number of judges assigned to the National Office for the Judiciary as well.
- 20) The calculated data contain durations between procedural deadlines independent from activities of proceeding authorities (for example suspension, postponement of the indictment).

Sources

Standard Criminal Statistics of Investigation Authorities and Prosecutors: *registered crimes and registered perpetrators/perpetrators of crimes*;

Representation of Prosecution Information System: *accused and convicted persons; Average duration (in days) of the main stages of criminal proceedings conducted against accused persons*;

Data supplied by the Office of the Prosecutor General, the National Office for the Judiciary, and the Ministry of Interior: *budget and personnel data*.