



CRIMINALITY AND CRIMINAL JUSTICE

PUBLISHED BY
OFFICE OF THE PROSECUTOR GENERAL
HUNGARY, 2024

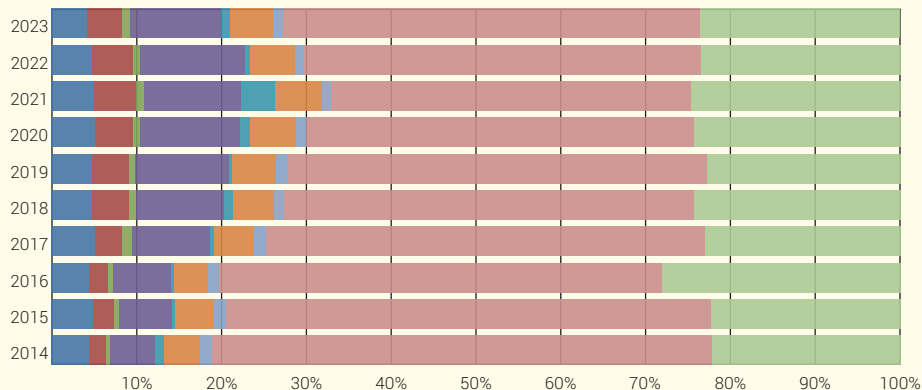
Registered crimes	2014	2015	2016	2017	2018	2019	2020	2021	2022	2023
Total	329 575	280 113	290 779	226 452	199 830	165 648	162 416	154 012	167 774	178 172
Crimes against life, limb and health¹⁾	14 706	13 684	12 714	11 630	9 490	7 900	8 391	7 641	7 970	7 517
homicide in the heat of passion	257	205	226	180	162	141	208	155	240	220
causing bodily harm	13 498	12 609	11 609	10 726	8 642	7 095	7 449	6 830	6 901	6 607
Criminal offences endangering health²⁾	6 564	6 715	6 587	7 063	8 736	7 171	7 238	7 669	8 060	7 163
abuse of narcotic drugs ³⁾	6 159	6 059	6 032	6 544	8 146	6 566	6 518	7 004	7 453	6 619
Criminal offences against the freedom of sexual life and sexual morality⁴⁾	1 395	1 692	1 700	2 760	1 544	1 138	1 324	1 371	1 507	1 723
sexual violence ⁵⁾	391	416	404	385	337	250	343	323	396	375
Traffic crimes	17 637	17 695	19 830	20 651	20 922	18 458	18 975	17 663	20 570	19 115
driving under the influence of alcohol or drugs	12 728	12 998	14 981	16 155	16 673	14 564	14 556	12 429	12 407	11 548
Corruption crimes⁶⁾	3 268	761	984	1 123	2 046	460	2 049	6 219	1 003	2 000
active or passive bribery ⁷⁾	1 684	351	78	50	146	115	38	119	126	792
active or passive bribery of public officials ⁸⁾	141	333	835	945	1 653	242	1 978	5 976	650	249
Criminal offences against public peace⁹⁾	13 909	12 923	11 739	10 787	9 550	8 705	8 680	8 422	8 936	8 858
public nuisance	13 647	12 689	11 509	10 547	9 386	8 587	8 570	8 313	8 812	8 709
Violent criminal offences against property¹⁰⁾	4 972	4 258	3 661	2 990	2 436	2 190	2 095	1 793	1 805	2 129
robbery	1 954	1 443	1 141	853	710	637	616	543	534	536
robbery of a vulnerable person	1 935	1 926	1 770	1 534	1 267	1 170	1 031	807	881	979
Criminal offences against property¹¹⁾	193 797	159 736	152 006	117 261	96 340	81 810	74 053	65 155	78 467	87 687
theft	141 625	111 446	92 149	78 311	62 349	55 059	48 627	40 852	46 833	49 127
embezzlement	4 634	2 769	2 657	2 452	2 562	1 429	1 554	1 248	1 582	1 331
fraud	33 362	31 976	43 383	22 197	19 180	14 350	12 026	12 755	16 747	19 704

Registered perpetrators / Perpetrators of crime		2014	2015	2016	2017	2018		2019	2020	2021	2022	2023
						first half year	second half year					
Registered perpetrators ¹²⁾		108 466	101 494	100 933	92 896	87 733		73 765	77 552	78 038	81 458	80 633
Perpetrators of crime ¹³⁾							58 437	136 669	138 950	146 688	143 979	153 143
male		90 130	84 849	84 446	77 902	44 647	48 642	109 191	115 532	120 825	117 093	123 443
0–13 years		1 194	1 136	1 371	1 145	721	251	1 452	1 399	1 463	1 906	2 088
14–17 years		7 257	6 421	6 311	5 222	2 707	3 068	6 383	6 652	6 249	6 495	7 244
18–24 years		19 317	17 588	17 658	15 408	8 998	9 046	20 984	20 347	22 217	22 319	22 426
25 years and older		62 358	59 704	59 105	56 127	32 221	36 277	80 372	87 134	90 896	86 373	91 685
female		17 640	16 576	16 440	14 957	8 788	9 790	27 448	23 371	25 811	26 831	29 658
0–13 years		293	239	291	264	152	49	372	328	291	436	419
14–17 years		1 531	1 451	1 364	1 270	698	647	1 480	1 410	1 415	1 445	1 591
18–24 years		3 021	2 805	2 675	2 407	1 428	1 630	3 508	3 638	3 845	4 775	4 171
25 years and older		12 793	12 080	12 108	11 016	6 510	7 464	22 088	17 995	20 260	20 175	23 477
Accused persons		2014	2015	2016	2017	2018		2019	2020	2021	2022	2023
Total ¹⁴⁾		88 497	79 956	80 274	72 681	67 195		68 125	54 401	56 765	58 906	56 198
Types of indictment	accusation	73 967	69 195	65 576	60 174	57 773		61 142	51 577	55 483	57 641	54 276
	punishment order (omission of the trial)	14 561	15 130	14 693	14 872	15 829		23 908	28 887	31 147	31 197	28 955
	arraignment	14 528	10 761	14 698	12 507	9 421		6 983	2 824	1 282	1 265	1 922
Final court decisions	conviction	83 697	76 394	77 023	70 006	64 970		66 044	53 170	55 297	57 441	55 016
	acquittal	3 074	2 142	2 053	1 571	1 246		1 134	583	680	631	467
	termination of the procedure	1 726	1 420	1 198	1 104	979		947	648	788	834	715
Convicted persons		2014	2015	2016	2017	2018		2019	2020	2021	2022	2023
Total		83 697	76 394	77 023	70 006	64 970		66 044	53 170	55 297	57 441	55 016
by age groups												
juvenile		5 970	5 149	4 598	3 884	3 507		3 077	2 542	2 446	2 379	2 486
adult		77 727	71 245	72 425	66 122	61 463		62 967	50 628	52 851	55 062	52 530
by types of punishments												
life imprisonment		27	39	34	21	16		25	13	20	19	13
fixed-term imprisonment		29 277	26 439	25 363	22 942	20 449		20 217	15 725	17 808	19 615	19 433
imprisonment to be served		10 221	9 742	9 517	8 367	7 533		7 494	5 360	6 440	7 649	7 975
community service		15 032	12 940	12 526	10 926	9 358		9 810	7 987	7 990	7 669	7 021
fine		21 547	21 285	22 824	23 270	23 790		25 483	22 378	22 701	24 593	23 378

Convicted persons	2014	2015	2016	2017	2018	2019	2020	2021	2022	2023
Total	83 697	76 394	77 023	70 006	64 970	66 044	53 170	55 297	57 441	55 016
<i>of which: by types of crimes committed</i>										
Crimes against life, limb and health¹⁾	9 973	9 166	8 517	7 638	6 939	6 667	5 317	5 401	5 492	5 227
homicide in the heat of passion	228	209	240	182	176	164	121	145	165	143
causing bodily harm	9 300	8 550	7 877	7 046	6 379	6 047	4 801	4 883	4 912	4 702
Criminal offences endangering health²⁾	2 539	2 817	3 080	3 209	3 603	4 586	3 697	3 966	4 397	4 154
abuse of narcotic drugs ³⁾	2 474	2 631	2 895	3 010	3 319	4 239	3 358	3 577	4 021	3 831
Criminal offences against the freedom of sexual life and sexual morality⁴⁾	621	641	771	693	655	701	528	601	690	643
sexual violence ⁵⁾	257	240	260	239	215	246	144	145	191	196
Traffic crimes	14 200	14 519	16 452	16 855	16 815	17 314	15 049	14 673	15 842	15 052
driving under the influence of alcohol or drugs	12 073	12 576	14 507	14 939	14 974	15 315	13 424	12 515	12 243	11 253
Corruption crimes⁶⁾	273	275	351	254	250	325	227	392	369	369
active or passive bribery ⁷⁾	80	92	120	106	60	86	73	80	142	143
active or passive bribery of public officials ⁸⁾	149	119	172	108	159	191	104	253	173	170
Criminal offences against public peace⁹⁾	12 876	11 824	11 305	10 227	9 017	9 405	7 333	7 554	7 900	7 578
public nuisance	12 782	11 746	11 223	10 148	8 932	9 339	7 286	7 498	7 806	7 515
Violent criminal offences against property¹⁰⁾	3 224	3 062	2 763	2 407	2 063	1 970	1 398	1 600	1 504	1 372
robbery	1 639	1 515	1 335	1 076	897	744	558	660	617	545
robbery of a vulnerable person	400	444	499	618	633	710	508	563	572	504
Criminal offences against property¹¹⁾	30 861	26 235	24 530	21 710	18 738	18 555	14 167	14 826	14 774	14 670
theft	21 186	17 635	16 448	14 421	12 273	11 883	9 135	9 499	9 460	9 808
embezzlement	2 001	1 506	1 518	1 239	1 053	1 062	851	838	790	713
fraud	5 020	4 437	3 981	3 634	3 182	3 197	2 171	2 222	2 192	1 864

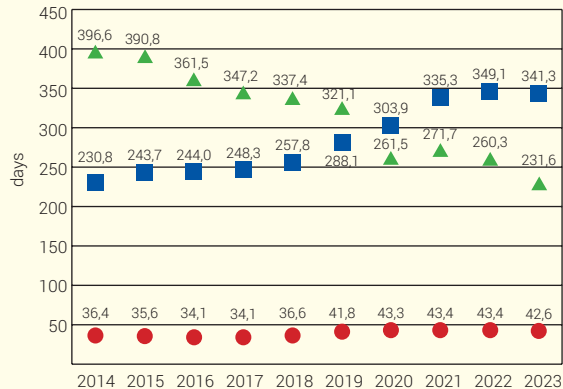
Persons in penal institutions ¹⁵⁾	2014	2015	2016	2017	2018	2019	2020	2021	2022	2023
Total	17 890	17 449	17 658	17 343	16 303	16 334	16 752	18 623	19 347	17 939
persons in pre-trial detention	4 400	3 978	3 646	3 401	2 694	2 709	3 421	4 380	4 787	4 227
convicted persons	13 073	13 027	13 519	13 390	13 038	12 987	12 547	12 867	13 600	12 894
persons sentenced to compulsory psychiatric treatment	151	162	165	185	179	188	198	251	245	219
assigned to custody	224	239	328	367	392	450	586	1 125	715	599
detainees	–	43	–	–	–	–	–	–	–	–
Total expenditure in budget (HUF million)	2014	2015	2016	2017	2018	2019	2020	2021	2022	2023
Police ¹⁶⁾	299 286,2	370 593,4	415 971,4	496 685,8	542 820,5	498 944,0	483 865,6	470 079,5	623 167,8	553 103,0
Prosecutorial bodies	38 256,4	38 982,4	41 423,2	45 883,8	49 438,6	50 087,0	51 800,7	56 629,8	66 704,6	62 757,7
Judiciary	89 271,1	89 811,0	92 787,0	99 103,2	114 648,2	127 335,7	124 914,4	141 964,5	155 649,5	160 377,3
Prison service	51 760,9	56 915,6	58 095,2	92 726,7	110 397,5	73 743,7	75 675,3	90 586,8	88 858,5	96 120,5
Number of personnel	2014	2015	2016	2017	2018	2019	2020	2021	2022	2023
Police ¹⁷⁾	36 595	37 057	37 414	38 513	39 813	39 423	37 741	37 559	36 874	36 339
Number of prosecutors ¹⁸⁾	1 876	1 876	1 882	1 878	1 887	1 893	1 878	1 873	1 874	1 864
Office of the Prosecutor General	113	108	106	108	110	112	111	112	107	120
chief prosecution offices of appeal	39	40	38	35	41	32	34	29	28	32
chief prosecution offices, district and district-level prosecution offices	1 717	1 719	1 729	1 733	1 734	1 749	1 733	1 732	1 739	1 712
Number of judges ¹⁹⁾	2 932	2 895	2 902	2 986	2 984	2 975	2 995	2 944	2 897	2 859
Curia (Supreme Court)	92	92	92	92	92	94	113	114	114	108
regional courts of appeal	160	168	170	172	180	180	189	189	191	184
tribunals and district courts	2 680	2 635	2 640	2 722	2 712	2 701	2 693	2 641	2 592	2 567
criminal law area	1 034	1 066	1 091	1 089	1 092	1 077	1 072	1 058	1 048	1 044
Prison Service personnel	8 487	8 785	8 856	11 391	11 391	11 391	11 391	11 358	11 385	11 386

Registered crimes by the Chapters of the Criminal Code



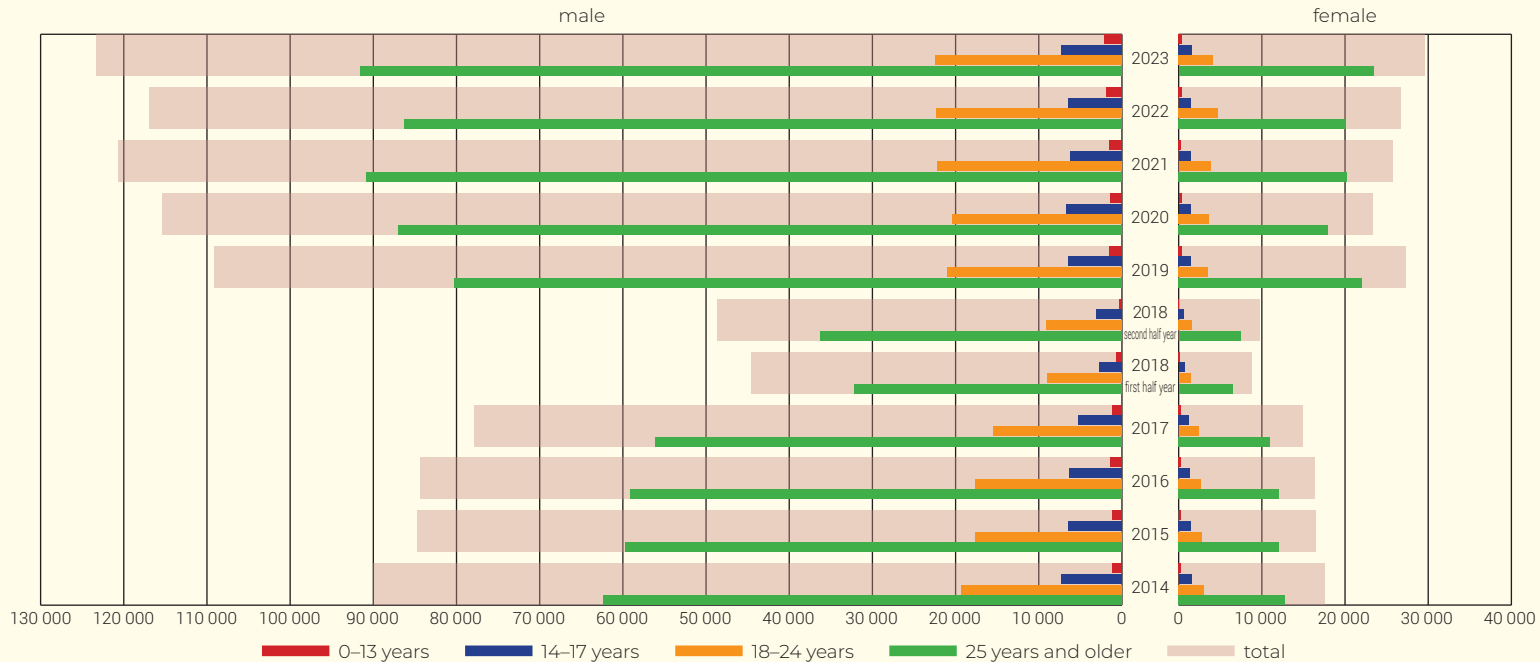
- Crimes against life, limb and health¹
- Criminal offences endangering health²
- Criminal offences against the freedom of sexual life and sexual morality⁴
- Traffic crimes
- Corruption crimes⁶
- Criminal offences against public peace⁹
- Violent criminal offences against property¹⁰
- Criminal offences against property¹¹
- Other crimes

Average duration (in days) of the main stages of criminal proceedings conducted against accused persons²⁰)



- from the date of the decision on ordering an investigation to the date of receipt of documents at the prosecution service of first instance
- from the date of receipt of documents at the prosecution service of first instance to the date of indictment
- ▲ from the date of indictment to the date of the final court decision

Registered perpetrators / Perpetrators of crime by sex and age groups



Notes

- 1) Total number of crimes under Chapter XV of Act C of 2012 (hereinafter: NCC, by the New Criminal Code) and crimes under Title I in Chapter XII of Act IV of 1978 (hereinafter: OCC, by the Old Criminal Code).
- 2) Total number of crimes under Chapter XVII of NCC and crimes pursuant to Sections 265, 279, 282–283/B and 285 of OCC.
- 3) Total number of crimes pursuant to Sections 176–182 of NCC and Sections 282–282/C of OCC.
- 4) Total number of crimes under Chapter XIX of NCC and Title II in the Chapter XIV of OCC.
- 5) The data are grouped by the Section 197 of NCC, which are equivalent (in limited ways) to Sections 197 and 198 of OCC (rape, sexual assault).
- 6) Total number of crimes under Chapter XXVII of NCC and Title VII–VIII in the Chapter XV of OCC.
- 7) Total number of crimes pursuant to Sections 290–291 of NCC and Sections 251–252, 254, 258/B (including paragraphs 3–4), 258/C of OCC.
- 8) Total number of crimes pursuant to Sections 293–294 of NCC and Sections 250, 253, 258/B (including paragraphs 1–2), 258/D of OCC.
- 9) Total number of crimes under Chapter XXXII of NCC and crimes pursuant to Sections 153 and 268–271/A of OCC.
- 10) Total number of crimes under Chapter XXXV of NCC and crimes pursuant to Sections 273 and 321–323 of OCC.
- 11) Total number of crimes under Chapter XXXVI of NCC and crimes pursuant to Sections 300/C (including paragraphs 3–4), 313/C (paragraphs 1–6), 316–320, 324–327 and 330/A of OCC.
- 12) A person recorded as perpetrator of the registered crime, and considering the time of recording, the person is accounted for once in the given case. From 1 July 2018 the number of registered perpetrators can only be given as an anchor.
- 13) A person recorded as perpetrator of the registered crime, and considering the time of recording, the person is accounted for as many times as the number of the registered crimes (which can be more than one.) The comparability of the data of registered perpetrators and perpetrators of crime is limited. From 1 July 2018 the data regarding perpetrators can be subclassified under this category.
- 14) Total number of accused persons adjudicated by a final court decision. Including cases of accused persons in which the representation of the prosecution was taken over from a (substitute) private accuser.
- 15) The data refer to the state at December 31 of a given year.
- 16) The data are comparable only in restrictive ways because of the structural changes in budgets.
- 17) Number of the professional personnel. Data for years 2014–2019 include the number of professional personnel increased by the staff number of high schools for public order and security officials, registered by labour law and referring to the state at January 1 of the given year.
- 18) Including prosecutors assigned to the Ministry of Justice.
- 19) Excluding the number of judges assigned to the National Office for the Judiciary. The data of years 2014–2019 include the number of judges assigned to the National Office for the Judiciary as well.
- 20) The calculated data contain durations between procedural deadlines independent from activities of proceeding authorities (for example suspension, postponement of the indictment).

Sources

Standard Criminal Statistics of Investigation Authorities and Prosecutors: *registered crimes and registered perpetrators/perpetrators of crimes*;

Representation of Prosecution Information System: *accused and convicted persons; Average duration (in days) of the main stages of criminal proceedings conducted against accused persons*;

Data supplied by the Office of the Prosecutor General, the National Office for the Judiciary, and the Ministry of Interior: *budget and personnel data*.