



CRIMINALITY AND CRIMINAL JUSTICE

PUBLISHED BY
OFFICE OF THE PROSECUTOR GENERAL
HUNGARY, 2025

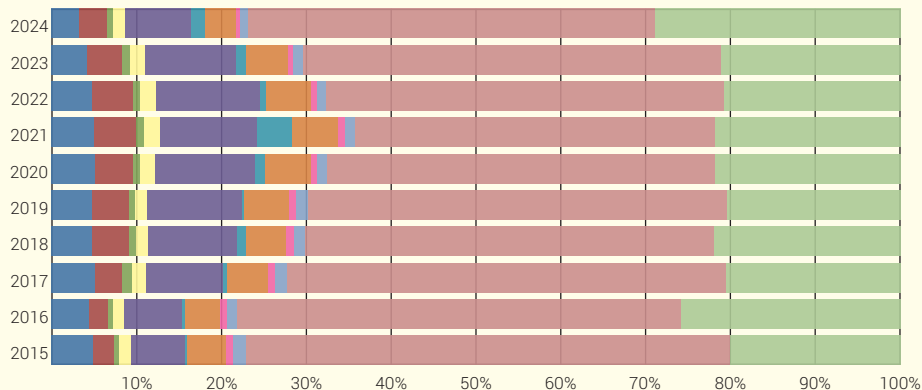
Registered crimes	2015	2016	2017	2018	2019	2020	2021	2022	2023	2024
Total	280 113	290 779	226 452	199 830	165 648	162 416	154 012	167 774	178 172	233 470
Crimes against life, limb and health¹⁾	13 684	12 714	11 630	9 490	7 900	8 391	7 641	7 970	7 517	7 442
homicide, homicide in the heat of passion	205	226	180	162	141	208	155	240	220	335
causing bodily harm	12 609	11 609	10 726	8 642	7 095	7 449	6 830	6 901	6 607	6 386
Criminal offences endangering health²⁾	6 715	6 587	7 063	8 736	7 171	7 238	7 669	8 060	7 163	7 884
abuse of narcotic drugs ³⁾	6 059	6 032	6 544	8 146	6 566	6 518	7 004	7 453	6 619	6 697
Criminal offences against the freedom of sexual life and sexual morality⁴⁾	1 692	1 700	2 760	1 544	1 138	1 324	1 371	1 507	1 723	1 579
sexual violence ⁵⁾	416	404	385	337	250	343	323	396	375	316
Criminal offences violating the interests of children and criminal offences against family⁶⁾	4 128	3 918	3 590	2 967	2 417	2 863	2 968	3 110	3 175	3 228
Traffic-related criminal offences	17 695	19 830	20 651	20 922	18 458	18 975	17 663	20 570	19 115	18 304
driving under the influence of alcohol or intoxicants	12 998	14 981	16 155	16 673	14 564	14 556	12 429	12 407	11 548	11 062
Corruption-related criminal offences⁷⁾	761	984	1 123	2 046	460	2 049	6 219	1 003	2 000	3 834
active or passive bribery ⁸⁾	351	78	50	146	115	38	119	126	792	3 163
active or passive bribery regarding a public officer ⁹⁾	333	835	945	1 653	242	1 978	5 976	650	249	532
Criminal offences against public peace¹⁰⁾	12 923	11 739	10 787	9 550	8 705	8 680	8 422	8 936	8 858	8 480
nuisance	12 689	11 509	10 547	9 386	8 587	8 570	8 313	8 812	8 709	8 312
Criminal offences damaging the budget¹¹⁾	2 257	2 446	2 045	1 878	1 591	1 153	1 308	1 286	1 092	1 044
Violent criminal offences against property¹²⁾	4 258	3 661	2 990	2 436	2 190	2 095	1 793	1 805	2 129	2 191
robbery	1 443	1 141	853	710	637	616	543	534	536	669
robbery of a vulnerable person	1 926	1 770	1 534	1 267	1 170	1 031	807	881	979	942
Criminal offences against property¹³⁾	159 736	152 006	117 261	96 340	81 810	74 053	65 155	78 467	87 687	111 988
theft	111 446	92 149	78 311	62 349	55 059	48 627	40 852	46 833	49 127	58 419
embezzlement	2 769	2 657	2 452	2 562	1 429	1 554	1 248	1 582	1 331	1 421
fraud	31 976	43 383	22 197	19 180	14 350	12 026	12 755	16 747	19 704	26 565
information system fraud	2 176	3 409	4 467	3 043	2 624	3 400	2 681	4 084	8 561	15 171

Registered perpetrators ¹⁵⁾		2015	2016	2017	2018 ¹⁴⁾		2019	2020	2021	2022	2023	2024
					first half year	second half year						
Total		101 494	100 933	92 896	87 733		73 765	77 552	78 038	81 458	80 633	78 984
male		84 849	84 446	77 902	73 663		62 414	65 325	65 225	68 229	67 185	65 161
0–13 years		1 136	1 371	1 145	721	203	1 095	1 029	1 119	1 369	1 492	1 764
14–17 years		6 421	6 311	5 222	2 707	1 754	3 802	4 002	3 794	3 891	3 966	3 874
18–24 years		17 588	17 658	15 408	8 998	5 826	12 527	12 687	12 622	12 573	11 874	11 111
25 years and older		59 704	59 105	56 127	32 221	21 262	45 084	47 724	47 831	50 522	49 985	48 552
female		16 576	16 440	14 957	14 040		11 409	12 187	12 775	13 177	13 419	13 814
0–13 years		239	291	264	152	44	306	259	252	372	325	407
14–17 years		1 451	1 364	1 270	698	443	867	954	938	1 002	1 082	1 027
18–24 years		2 805	2 675	2 407	1 428	853	1 936	1 997	2 173	2 139	2 156	2 159
25 years and older		12 080	12 108	11 016	6 510	3 919	8 326	8 993	9 448	9 694	9 880	10 259
Defendants adjudicated by a final court decision		2015	2016	2017	2018		2019	2020	2021	2022	2023	2024
Total ¹⁶⁾		79 956	80 274	72 681	67 195		68 125	54 401	56 765	58 906	56 198	54 042
Types of indictment	accusation	69 195	65 576	60 174	57 773		61 142	51 577	55 483	57 641	54 276	52 315
	motion for a punishment order (omission of the trial)	19 767	19 346	19 240	20 120		28 870	32 848	37 581	39 022	36 286	34 089
	plea agreement (waiver of the trial)	77	62	84	85		102	122	141	155	107	152
	arraignment	10 761	14 698	12 507	9 421		6 983	2 824	1 282	1 265	1 922	1 727
Final court decisions	conviction ¹⁷⁾	76 394	77 023	70 006	64 970		66 044	53 170	55 297	57 441	55 016	52 919
	acquittal	2 142	2 053	1 571	1 246		1 134	583	680	631	467	423
	termination of the procedure	1 420	1 198	1 104	979		947	648	788	834	715	700
Convicted persons ¹⁷⁾		2015	2016	2017	2018		2019	2020	2021	2022	2023	2024
Total		76 394	77 023	70 006	64 970		66 044	53 170	55 297	57 441	55 016	52 919
by age groups ¹⁸⁾												
juvenile		5 149	4 598	3 884	3 507		3 077	2 542	2 446	2 379	2 486	2 314
adult		71 245	72 425	66 122	61 463		62 967	50 628	52 851	55 062	52 530	50 605
by types of punishments												
life imprisonment		39	34	21	16		25	13	20	19	13	12
fixed-term imprisonment		26 439	25 363	22 942	20 449		20 217	15 725	17 808	19 615	19 433	18 556
imprisonment to be served		9 742	9 517	8 367	7 533		7 494	5 360	6 440	7 649	7 975	7 215
community service		12 940	12 526	10 926	9 358		9 810	7 987	7 990	7 669	7 021	6 771
fine		21 285	22 824	23 270	23 790		25 483	22 378	22 701	24 593	23 378	22 508

Data on persons convicted by final judgment ¹⁷⁾ , by offence ¹⁹⁾	2015	2016	2017	2018	2019	2020	2021	2022	2023	2024
Total	76 394	77 023	70 006	64 970	66 044	53 170	55 297	57 441	55 016	52 919
Crimes against life, limb and health¹⁾	9 166	8 517	7 638	6 939	6 667	5 317	5 401	5 492	5 227	4 923
homicide, homicide in the heat of passion	209	240	182	176	164	121	145	165	143	158
causing bodily harm	8 550	7 877	7 046	6 379	6 047	4 801	4 883	4 912	4 702	4 397
Criminal offences endangering health²⁾	2 817	3 080	3 209	3 603	4 586	3 697	3 966	4 397	4 154	3 901
abuse of narcotic drugs ³⁾	2 631	2 895	3 010	3 319	4 239	3 358	3 577	4 021	3 831	3 580
Criminal offences against the freedom of sexual life and sexual morality⁴⁾	641	771	693	655	701	528	601	690	643	658
sexual violence ⁵⁾	240	260	239	215	246	144	145	191	196	208
Criminal offences violating the interests of children and criminal offences against family⁶⁾	2 485	2 268	2 201	2 091	1 813	1 574	1 754	1 737	1 609	1 713
Traffic-related criminal offences	14 519	16 452	16 855	16 815	17 314	15 049	14 673	15 842	15 052	14 270
driving under the influence of alcohol or intoxicants	12 576	14 507	14 939	14 974	15 315	13 424	12 515	12 243	11 253	10 483
Corruption-related criminal offences⁷⁾	275	351	254	250	325	227	392	369	369	285
active or passive bribery ⁸⁾	92	120	106	60	86	73	80	142	143	111
active or passive bribery regarding a public officer ⁹⁾	119	172	108	159	191	104	253	173	170	134
Criminal offences against public peace¹⁰⁾	11 824	11 305	10 227	9 017	9 405	7 333	7 554	7 900	7 578	7 079
nuisance	11 746	11 223	10 148	8 932	9 339	7 286	7 498	7 806	7 515	6 975
Criminal offences damaging the budget¹¹⁾	1 734	1 828	1 853	2 016	1 874	1 338	1 293	1 432	1 042	978
Violent criminal offences against property¹²⁾	3 062	2 763	2 407	2 063	1 970	1 398	1 600	1 504	1 372	1 497
robbery	1 515	1 335	1 076	897	744	558	660	617	545	641
robbery of a vulnerable person	444	499	618	633	710	508	563	572	504	526
Criminal offences against property¹³⁾	26 235	24 530	21 710	18 738	18 555	14 167	14 826	14 774	14 670	15 550
theft	17 635	16 448	14 421	12 273	11 883	9 135	9 499	9 460	9 808	10 653
embezzlement	1 506	1 518	1 239	1 053	1 062	851	838	790	713	691
fraud	4 437	3 981	3 634	3 182	3 197	2 171	2 222	2 192	1 864	1 990
information system fraud	338	449	511	527	515	459	555	602	592	683

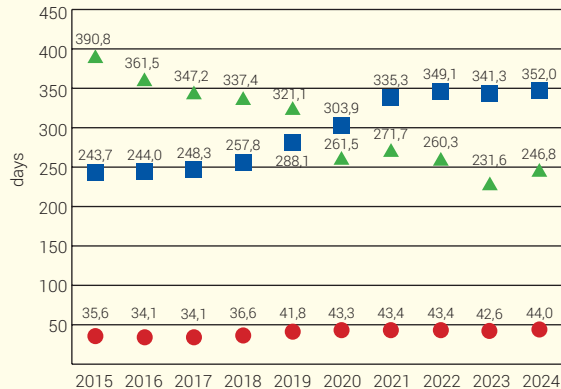
Persons in penal institutions ²⁰⁾	2015	2016	2017	2018	2019	2020	2021	2022	2023	2024
Total	17 449	17 658	17 343	16 303	16 334	16 752	18 623	19 347	17 939	18 464
persons in pre-trial detention	3 978	3 646	3 401	2 694	2 709	3421	4 380	4 787	4 227	4 275
convicted persons	13 027	13 519	13 390	13 038	12 987	12 547	12 867	13 600	12 894	13 412
persons sentenced to compulsory psychiatric treatment	162	165	185	179	188	198	251	245	219	204
assigned to custody	239	328	367	392	450	586	1 125	715	599	573
detainees	43	–	–	–	–	–	–	–	–	–
Total expenditure in budget (HUF million)	2015	2016	2017	2018	2019	2020	2021	2022	2023	2024
Police ²¹⁾	370 593,4	415 971,4	496 685,8	542 820,5	498 944,0	483 865,6	470 079,5	623 167,8	553 103,0	606 047,0
Prosecution service	38 982,4	41 423,2	45 883,8	49 438,6	50 087,0	51 800,7	56 629,8	66 704,6	62 757,7	65 513,5
Judiciary	89 811,0	92 787,0	99 103,2	114 648,2	127 335,7	124 914,4	141 964,5	155 649,5	160 377,3	155 662,4
Prison service	56 915,6	58 095,2	92 726,7	110 397,5	73 743,7	75 675,3	90 586,8	88 858,5	96 120,5	124 396,8
Number of personnel	2015	2016	2017	2018	2019	2020	2021	2022	2023	2024
Police ²²⁾	37 057	37 414	38 513	39 813	39 423	37 741	37 559	36 874	36 339	36 219
Number of prosecutors ²³⁾	1 876	1 882	1 878	1 887	1 893	1 878	1 873	1 874	1 864	1 837
Office of the Prosecutor General	108	106	108	110	112	111	112	107	120	111
chief prosecution offices of appeal	40	38	35	41	32	34	29	28	32	28
chief prosecution offices, district and district-level prosecution offices	1 719	1 729	1 733	1 734	1 749	1 733	1 732	1 739	1 712	1 698
Number of judges ²⁴⁾	2 895	2 902	2 986	2 984	2 975	2 995	2 944	2 897	2 859	2 863
Curia (Supreme Court)	92	92	92	92	94	113	114	114	108	106
regional courts of appeal	168	170	172	180	180	189	189	191	184	183
tribunals and district courts	2 635	2 640	2 722	2 712	2 701	2 693	2 641	2 592	2 567	2 574
criminal law area	1 066	1 091	1 089	1 092	1 077	1 072	1 058	1 048	1 044	1 040
Prison Service personnel	8 785	8 856	11 391	11 391	11 391	11 391	11 358	11 385	11 386	11 373

Registered crimes by the Chapters of the Criminal Code



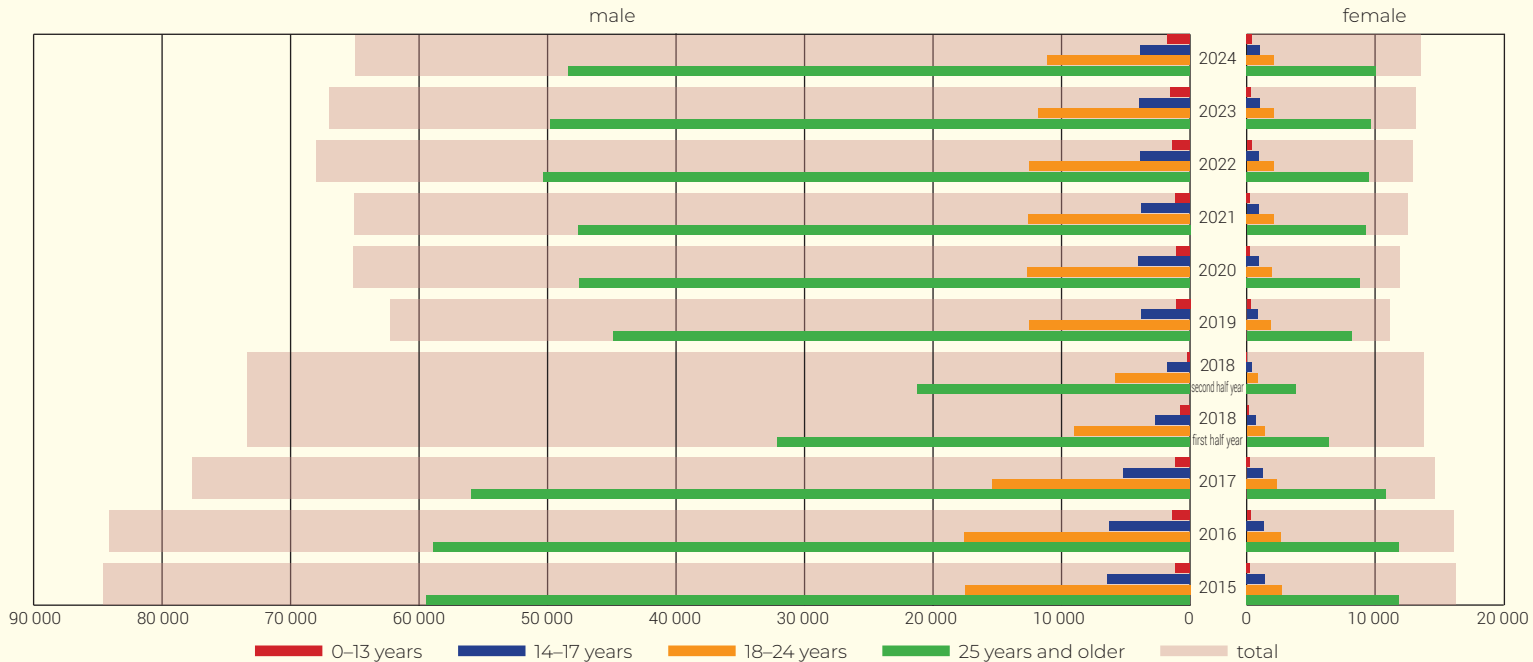
- Crimes against life, limb and health¹⁾
- Criminal offences endangering health²⁾
- Criminal offences against the freedom of sexual life and sexual morality⁴⁾
- Criminal offences violating the interests of children and criminal offences against family⁶⁾
- Traffic-related criminal offences
- Corruption-related criminal offences⁷⁾
- Criminal offences against public peace¹⁰⁾
- Criminal offences damaging the budget¹¹⁾
- Violent criminal offences against property¹²⁾
- Criminal offences against property¹³⁾
- Other crimes

Average duration (in calendar days) of the main stages of criminal proceedings conducted against defendants adjudicated by final court decision²⁵⁾



- from the date of the decision on ordering an investigation to the date of receipt of documents at the prosecution service of first instance
- from the date of receipt of documents at the prosecution service of first instance to the date of indictment
- ▲ from the date of indictment to the date of the final court decision

Registered perpetrators / Perpetrators of crime by sex and age groups



Notes

- 1) Total number of crimes under Chapter XV of Act C of 2012 (hereinafter: NCC, by the New Criminal Code) and crimes under Title I in Chapter XII of Act IV of 1978 (hereinafter: OCC, by the Old Criminal Code).
- 2) Total number of crimes under Chapter XVII of NCC and crimes pursuant to Sections 265, 279, 282–283/B and 285 of OCC.
- 3) Total number of crimes pursuant to Sections 176–182 of NCC and Sections 282–282/C of OCC. Terminology and data content aligned with OCC.
- 4) Total number of crimes under Chapter XIX of NCC and Title II in the Chapter XIV of OCC.
- 5) The data are grouped by the Section 197 of NCC, which are equivalent (in limited ways) to Sections 197 and 198 of OCC (rape, sexual assault).
- 6) Total number of crimes under Chapter XX of NCC and crimes under Title I in Chapter XIV of OCC.
- 7) Total number of crimes under Chapter XXVII of NCC and Title VII–VIII in the Chapter XV of OCC.
- 8) Total number of crimes pursuant to Sections 290–291 of NCC and Sections 251–252, 254, 258/B (including paragraphs 3–4), 258/C of OCC.
- 9) Total number of crimes pursuant to Sections 293–294 of NCC and Sections 250, 253, 258/B (including paragraphs 1–2), 258/D of OCC.
- 10) Total number of crimes under Chapter XXXII of NCC and crimes pursuant to Sections 153 and 268–271/A of OCC.
- 11) Total number of crimes under Chapter XXXIX of NCC and crimes pursuant to Sections 309–311/B of OCC.
- 12) Total number of crimes under Chapter XXXV of NCC and crimes pursuant to Sections 273 and 321–323 of OCC.
- 13) Total number of crimes under Chapter XXXVI of NCC and crimes pursuant to Sections 300/C (including paragraphs 3–4), 313/C (paragraphs 1–6), 316–320, 324–327 and 330/A of OCC.
- 14) As of the second half of 2018, the age group classification is determined in respect of each offence committed by the perpetrator. Therefore, a perpetrator may appear in more than one age group category if his or her age changed between the times of committing the offences.
- 15) A person recorded as perpetrator of the registered crime, and considering the time of recording, the person is accounted for once in the given case.
- 16) Including cases of accused persons in which the representation of the prosecution was taken over from a (substitute) private accuser.
- 17) The defendant was convicted by a final judgment in respect of at least one offence.
- 18) The age group was determined with reference to the most recently committed offence of the convicted person.
- 19) Number of defendants against whom the court rendered a final conviction in respect of at least one of the listed offences, or of an offence falling under the relevant chapter.
- 20) The data refer to the state at December 31 of a given year.
- 21) The data are comparable only in restrictive ways because of the structural changes in budgets.
- 22) Number of the professional personnel. Data for years 2014–2019 include the number of professional personnel increased by the staff number of high schools for public order and security officials, registered by labour law and referring to the state at January 1 of the given year.
- 23) Including prosecutors assigned to the Ministry of Justice.
- 24) Excluding the number of judges assigned to the National Office for the Judiciary. The data of years 2014–2019 include the number of judges assigned to the National Office for the Judiciary as well.
- 25) The calculated data contain durations between procedural deadlines independent from activities of proceeding authorities (for example suspension, postponement of the indictment).

Sources

Standard Criminal Statistics of Investigation Authorities and Prosecutors: *registered crimes and registered perpetrators*;
Representation of Prosecution Information System: *accused and convicted persons*; *Average duration (in days) of the main stages of criminal proceedings conducted against accused persons*;

Data supplied by the Office of the Prosecutor General, the National Office for the Judiciary, and the Ministry of Interior: *budget and personnel data*.