



CRIMINALITY AND CRIMINAL JUSTICE

PUBLISHED BY
OFFICE OF THE PROSECUTOR GENERAL
HUNGARY, 2020



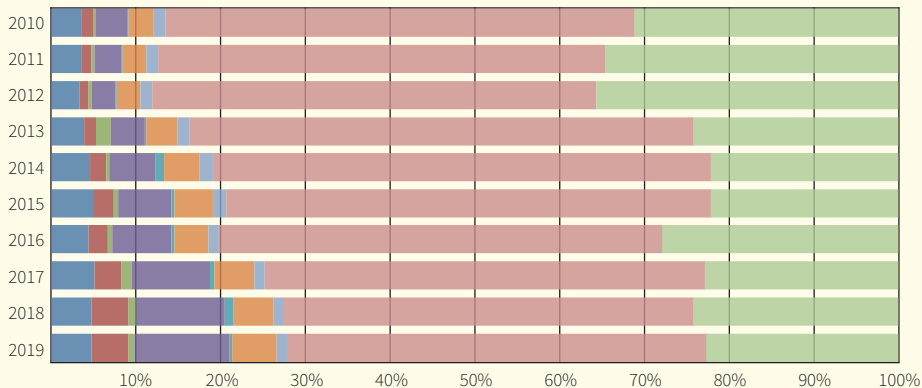
Registered crimes	2010	2011	2012	2013	2014	2015	2016	2017	2018	2019
Total	447 186	451 371	472 236	377 829	329 575	280 113	290 779	226 452	199 830	165 648
Crimes against life, limb and health¹⁾	15 992	15 553	15 404	14 523	14 706	13 684	12 714	11 630	9 490	7 900
homicide, voluntary manslaughter	313	328	243	264	257	205	226	180	162	141
bodily harm	14 607	14 241	13 992	13 398	13 498	12 609	11 609	10 726	8 642	7 095
Criminal offences against health²⁾	5 808	6 000	5 236	5 556	6 564	6 715	6 587	7 063	8 736	7 171
misuse of narcotic drugs ³⁾	5 781	5 982	5 214	5 445	6 159	6 059	6 032	6 544	8 146	6 566
Sexual offences and offences against sexual freedom⁴⁾	1 691	1 200	1 875	6 457	1 395	1 692	1 700	2 760	1 544	1 138
sexual violence ⁵⁾	586	462	506	502	391	416	404	385	337	250
Traffic crimes	16 447	14 001	13 084	14 804	17 637	17 695	19 830	20 651	20 922	18 458
driving under the influence of alcohol or drugs	9 916	7 783	7 090	9 030	12 728	12 998	14 981	16 155	16 673	14 564
Corruption crimes⁶⁾	482	740	828	1 105	3 268	761	984	1 123	2 046	460
active or passive bribery ⁷⁾	147	415	518	394	1 684	351	78	50	146	115
active or passive bribery of public officials ⁸⁾	224	248	192	591	141	333	835	945	1 653	242
Criminal offences against public peace⁹⁾	13 659	13 059	13 207	13 348	13 909	12 923	11 739	10 787	9 550	8 705
public nuisance	13 279	12 724	12 871	13 092	13 647	12 689	11 509	10 547	9 386	8 587
Violent crimes against property¹⁰⁾	6 111	6 115	6 646	5 562	4 972	4 258	3 661	2 990	2 436	2 190
robbery	3 396	3 203	3 036	2 298	1 954	1 443	1 141	853	710	637
plundering	1 043	1 484	1 948	2 013	1 935	1 926	1 770	1 534	1 267	1 170
Crimes against property¹¹⁾	246 825	237 814	246 474	224 453	193 797	159 736	152 006	117 261	96 340	81 810
theft	185 161	182 073	184 896	167 656	141 625	111 446	92 149	78 311	62 349	55 059
embezzlement	3 966	4 054	4 782	4 332	4 634	2 769	2 657	2 452	2 562	1 429
fraud	32 137	27 906	36 911	37 345	33 362	31 976	43 383	22 197	19 180	14 350

Registered perpetrators / Perpetrators of crime		2010	2011	2012	2013	2014	2015	2016	2017	2018		2019
											first half year	second half year
Registered perpetrators ¹²⁾		129 945	120 529	108 306	109 876	108 466	101 494	100 933	92 896	87 733		73 765
Perpetrators of crime ¹³⁾											58 437	136 669
male		107 290	99 967	90 030	91 739	90 130	84 849	84 446	77 902	44 647	48 642	109 191
0–13 years		2 247	2 233	2 160	1 779	1 194	1 136	1 371	1 145	721	251	1 452
14–17 years		9 408	9 338	8 579	8 715	7 257	6 421	6 311	5 222	2 707	3 068	6 383
18–24 years		22 418	21 026	18 908	19 912	19 317	17 588	17 658	15 408	8 998	9 046	20 984
25 years and older		73 217	67 370	60 383	61 333	62 358	59 704	59 105	56 127	32 221	36 277	80 372
female		22 655	20 558	18 276	18 027	17 640	16 576	16 440	14 957	8 788	9 790	27 448
0–13 years		531	482	444	375	293	239	291	264	152	49	372
14–17 years		2 077	2 040	1 837	1 758	1 531	1 451	1 364	1 270	698	647	1 480
18–24 years		3 830	3 289	2 960	2 955	3 021	2 805	2 675	2 407	1 428	1 630	3 508
25 years and older		16 217	14 747	13 035	12 939	12 793	12 080	12 108	11 016	6 510	7 464	22 088
Accused persons		2010	2011	2012	2013	2014	2015	2016	2017	2018		2019
Total¹⁴⁾		90 927	93 567	82 887	79 039	88 497	79 956	80 274	72 681	67 195		68 125
Types of indictment	accusation	83 674	85 331	74 189	67 485	73 967	69 195	65 576	60 174	57 773		61 142
	penal order (omission of the trial)	18 489	17 921	14 702	12 608	14 561	15 130	14 693	14 872	15 829		23 908
	arraignment	7 250	8 236	8 694	11 548	14 528	10 761	14 698	12 507	9 421		6 983
Final court decisions	conviction	86 067	88 382	75 533	74 249	83 697	76 394	77 023	70 006	64 970		66 044
	acquittal	2 866	3 029	3 957	3 032	3 074	2 142	2 053	1 571	1 246		1 134
	termination of the procedure	1 994	2 156	3 397	1 758	1 726	1 420	1 198	1 104	979		947
Convicted persons		2010	2011	2012	2013	2014	2015	2016	2017	2018		2019
Total		86 067	88 382	75 533	74 249	83 697	76 394	77 023	70 006	64 970		66 044
by age groups												
juvenile		6 001	6 301	5 268	5 605	5 970	5 149	4 598	3 884	3 507		3 077
adult		80 066	82 081	70 265	68 644	77 727	71 245	72 425	66 122	61 463		62 967
by types of punishments												
life imprisonment		25	11	22	36	27	39	34	21	16		25
fix-term imprisonment		29 142	32 078	28 652	27 461	29 277	26 439	25 363	22 942	20 449		20 217
sentenced to serve imprisonment		9 766	10 504	9 683	9 331	10 221	9 742	9 517	8 367	7 533		7 494
community service		9 350	12 125	12 209	13 548	15 032	12 940	12 526	10 926	9 358		9 810
fine		30 391	24 477	18 012	16 692	21 547	21 285	22 824	23 270	23 790		25 483

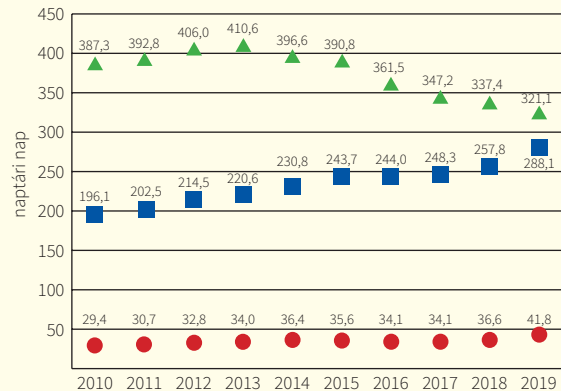
Convicted persons	2010	2011	2012	2013	2014	2015	2016	2017	2018	2019
Total	86 067	88 382	75 533	74 249	83 697	76 394	77 023	70 006	64 970	66 044
<i>of which: by types of crimes committed</i>										
Crimes against life, limb and health¹⁾	9 804	10 149	9 265	9 213	9 973	9 166	8 517	7 638	6 939	6 667
homicide, voluntary manslaughter	236	221	284	286	228	209	240	182	176	164
bodily harm	9 068	9 455	8 525	8 450	9 300	8 550	7 877	7 046	6 379	6 047
Criminal offences against health²⁾	2 199	2 471	2 343	2 242	2 539	2 817	3 080	3 209	3 603	4 586
misuse of narcotic drugs ³⁾	2 188	2 455	2 327	2 210	2 474	2 631	2 895	3 010	3 319	4 239
Sexual offences and offences against sexual freedom⁴⁾	590	536	586	539	621	641	771	693	655	701
sexual violence ⁵⁾	252	214	249	205	257	240	260	239	215	246
Traffic crimes	12 444	11 237	9 536	10 315	14 200	14 519	16 452	16 855	16 815	17 314
driving under the influence of alcohol or drugs	9 510	8 587	7 262	8 320	12 073	12 576	14 507	14 939	14 974	15 315
Corruption crimes⁶⁾	303	310	228	334	273	275	351	254	250	325
active or passive bribery ⁷⁾	77	69	45	75	80	92	120	106	60	86
active or passive bribery of public officials ⁸⁾	207	202	139	203	149	119	172	108	159	191
Criminal offences against public peace⁹⁾	10 834	11 598	11 149	11 595	12 876	11 824	11 305	10 227	9 017	9 405
public nuisance	10 764	11 523	11 059	11 525	12 782	11 746	11 223	10 148	8 932	9 339
Violent crimes against property¹⁰⁾	3 033	3 200	2 800	2 782	3 224	3 062	2 763	2 407	2 063	1 970
robbery	1 743	1 682	1 489	1 448	1 639	1 515	1 335	1 076	897	744
plundering	130	182	235	278	400	444	499	618	633	710
Crimes against property¹¹⁾	35 373	36 786	29 972	28 526	30 861	26 235	24 530	21 710	18 738	18 555
theft	22 850	23 944	20 319	19 709	21 186	17 635	16 448	14 421	12 273	11 883
embezzlement	2 085	2 204	1 846	1 751	2 001	1 506	1 518	1 239	1 053	1 062
fraud	6 684	6 806	4 952	4 588	5 020	4 437	3 981	3 634	3 182	3 197

Persons in penal institutions¹⁵⁾	2010	2011	2012	2013	2014	2015	2016	2017	2018	2019
Total	16 328	17 210	17 179	17 841	17 890	17 449	17 658	17 343	16 303	16 334
persons in pre-trial detention	4 803	4 875	4 888	5 053	4 400	3 978	3 646	3 401	2 694	2 709
convicted persons	11 241	12 028	11 981	12 391	13 073	13 027	13 519	13 390	13 038	12 987
persons sentenced to involuntary treatment	174	180	182	183	151	162	165	185	179	188
assigned to custody	110	127	128	214	224	239	328	367	392	450
detainees	–	–	–	–	–	43	–	–	–	–
Total expenditure in budget (HUF million)	2010	2011	2012	2013	2014	2015	2016	2017	2018	2019
Police ¹⁶⁾	263 381,5	228 021,2	264 047,3	235 753,8	299 286,2	370 593,4	415 971,4	496 685,8	542 820,5	499 274,5
Prosecutorial bodies	28 532,3	30 613,6	36 869,6	39 677,5	38 256,4	38 982,4	41 423,2	45 883,8	49 438,6	50 087,0
Judiciary	70 442,3	74 838,3	79 814,2	86 267,2	89 271,1	89 811,0	92 787,0	99 103,2	114 648,2	127 335,7
Prison service	40 781,5	48 489,2	51 141,1	58 144,9	51 760,9	56 915,6	58 095,2	92 726,7	110 397,5	73 743,7
Number of personnel	2010	2011	2012	2013	2014	2015	2016	2017	2018	2019
Police ¹⁷⁾	33 450	33 862	36 660	36 426	36 595	37 057	37 414	38 513	39 813	39 423
Number of prosecutors ¹⁸⁾	1 741	1 786	1 809	1 825	1 876	1 876	1 882	1 878	1 887	1 893
Office of the Prosecutor General	106	100	98	109	113	108	106	108	110	112
chief prosecution offices of appeal	38	35	37	39	39	40	38	35	41	32
chief prosecution offices, district and district-level prosecution offices	1 597	1 651	1 673	1 677	1 717	1 719	1 729	1 733	1 734	1 749
Number of judges ¹⁹⁾	2 906	2 906	2 875	2 910	2 932	2 895	2 902	2 986	2 984	2 975
Curia (Supreme Court)	91	91	91	92	92	92	92	92	92	94
regional courts of appeal	165	165	165	157	160	168	170	172	180	180
tribunals and district courts	2 650	2 650	2 619	2 661	2 680	2 635	2 640	2 722	2 712	2 701
criminal law area	1 059	1 059	1 092	943	1 034	1 066	1 091	1 089	1 092	1 077
Prison Service personnel	8 236	7 811	8 329	8 001	8 487	8 785	8 856	11 391	11 391	11 391

Registered crimes by the Chapters of the Criminal Code

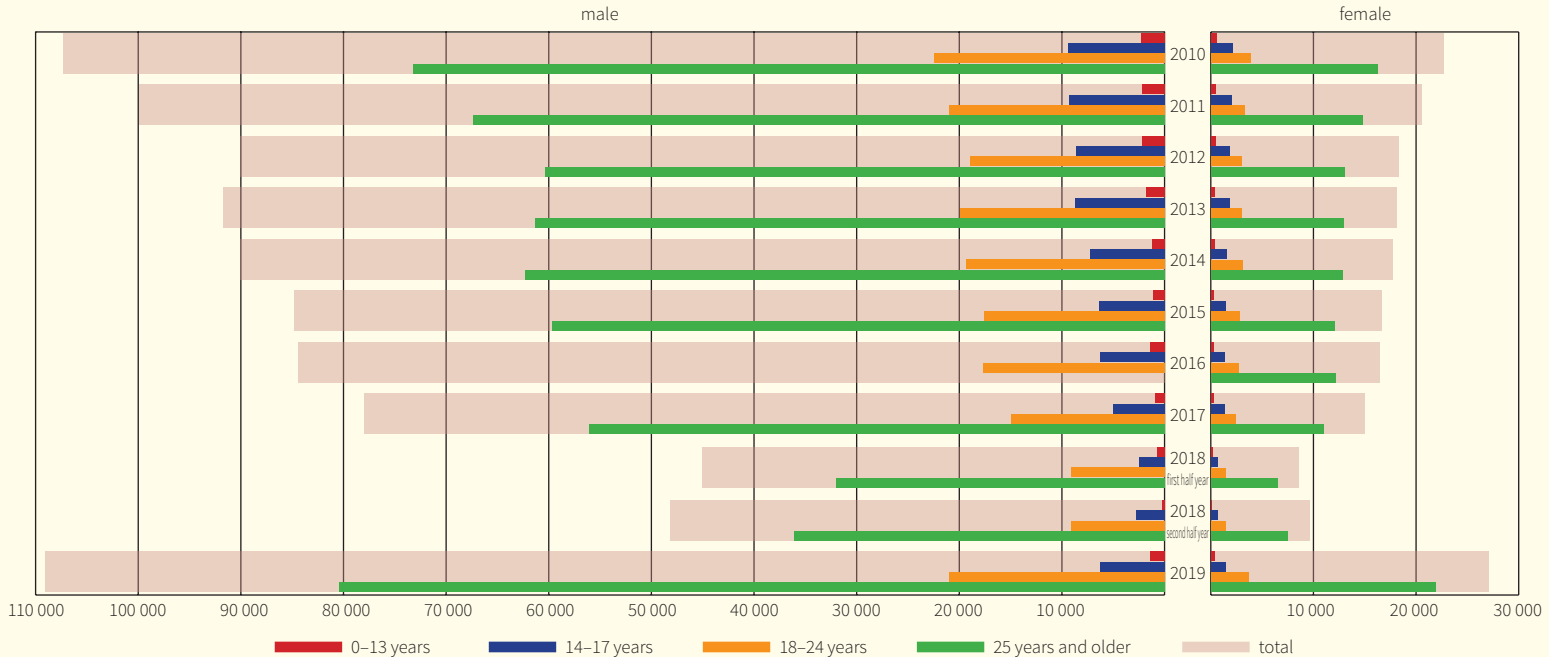


Average duration (in days) of the main stages of criminal proceedings conducted against accused persons²⁰⁾



- from the date of the decision on ordering an investigation to the date of receipt of documents by a first instance prosecution office
- from the date of receiving documents at prosecution of the first instance to the date of indictment
- ▲ from the date of indictment to the date of the final court decision

Registered perpetrators / Perpetrators of crime by sex and age groups



Notes

- 1) Total number of crimes under Chapter XV of Act C of 2012 (hereinafter: NCC, by the New Criminal Code) and crimes under Title I in Chapter XII of Act IV of 1978 (hereinafter: OCC, by the Old Criminal Code).
- 2) Total number of crimes under Chapter XVII of NCC and crimes pursuant to Sections 265, 279, 282–283/B and 285 of OCC.
- 3) Total number of crimes pursuant to Sections 176–182 of NCC and Sections 282–282/C of OCC.
- 4) Total number of crimes under Chapter XIX of NCC and Title II in the Chapter XIV of OCC.
- 5) The data are grouped by the Section 197 of NCC, which are equivalent (in limited ways) to Sections 197 and 198 of OCC (rape, sexual assault).
- 6) Total number of crimes under Chapter XXVII of NCC and Title VII–VIII in the Chapter XV of OCC.
- 7) Total number of crimes pursuant to Sections 290–291 of NCC and Sections 251–252, 254, 258/B (including paragraphs 3–4), 258/C of OCC.
- 8) Total number of crimes pursuant to Sections 293–294 of NCC and Sections 250, 253, 258/B (including paragraphs 1–2), 258/D of OCC.
- 9) Total number of crimes under Chapter XXXII of NCC and crimes pursuant to Sections 153 and 268–271/A of OCC.
- 10) Total number of crimes under Chapter XXXV of NCC and crimes pursuant to Sections 273 and 321–323 of OCC.
- 11) Total number of crimes under Chapter XXXVI of NCC and crimes pursuant to Sections 300/C (including paragraphs 3–4), 313/C (paragraphs 1–6), 316–320, 324–327 and 330/A of OCC.
- 12) A person recorded as perpetrator of the registered crime, and considering the time of recording, the person is accounted for once in the given case. From 1 July 2018 the number of registered perpetrators can only be given as an anchor.
- 13) A person recorded as perpetrator of the registered crime, and considering the time of recording, the person is accounted for as many times as the number of the registered crimes (which can be more than one.) The comparability of the data of registered perpetrators and perpetrators of crime is limited. From 1 July 2018 the data regarding perpetrators can be subclassified under this category.
- 14) Calculated data those contain durations between procedural deadlines independent from activities of proceeding authorities (for example suspension, postponement of the indictment).
- 15) The data refer to the state at December 31 of a given year.
- 16) The data are comparable only in restrictive ways because of the structural changes in budgets.
- 17) Number of the professional personnel. Data for years 2014–2019 include the number of professional personnel increased by the staff number of high schools for public order and security officials, registered by labour law and referring to the state at January 1 of the given year.
- 18) Including prosecutors assigned to the Ministry of Justice.
- 19) Excluding the number of judges assigned to the National Office for the Judiciary. The data of years 2014–2019 include the number of judges assigned to the National Office for the Judiciary as well.
- 20) Including cases of convicted persons in which the representation of the prosecution was taken over from a (substitute) private accuser.

Sources

Standard Criminal Statistics of Investigation Authorities and Prosecutors: *registered crimes and registered perpetrators/perpetrators of crimes*;

Representation of Prosecution Information System: *accused and convicted persons; Average duration (in days) of the main stages of criminal proceedings conducted against accused persons*;

Statistical tables of the Hungarian Prison Service National Headquarters: *number of persons in penal institutions*;

Data supplied by Hungarian National Police Headquarters, the Office of the Prosecutor General, the National Office for the Judiciary, the Hungarian Prison Service National Headquarters: *budget and personnel data*.